品质卓越　值得信赖

EXCELLENT QUALITY TRUST WORTHY

诚通五洲

CHENGTONG WUZHOU

山东诚通梧州国际贸易有限公司

SHANDONG CHENGTONG WUZHOU INTERNATIONAL TRADE CO., LTD.

公司简介

山东诚通梧州国际贸易有限公司是由多家生产、科研工厂为成员单位共同创办的集科、工贸于一体的轴承公司。公司产品广泛应用于工程机械、机床、汽车冶金、矿山、石油、机械、电力、铁路、船舶等行业。我厂位于轴承之都中国山东省聊城市临清市。主要的

经营范围是轴承及轴承配件和汽车配件。公司有20年丰富的轴承生产经验。主要生产深沟球轴承、圆柱滚子轴承、调心滚子轴承、圆锥滚子轴承、关节轴承、角接触球轴承、汽车轮毂轴承、外球面轴承等。

COMPANY PROFILE

Shandong Chengtong Wuzhou International Trade Co., Ltd. is abearing company jointly founded by a number of production and–scientific research factories as member units, integrating science,in–dustry and trade. The company's products are widely used incon–struction machinery, machine tools, automobiles, metallurgymining, petroleum, machinery, electric power, railways, ships andother in–dustries. Our factory is located in the capital of bearings,Linqing City, Liaocheng City, Shandong Province, China. The mainbusiness scope is bearings and bearing accessories and auto parts.The com–pany has 20 years of rich experience in bearing production.It mainly produces deep groove ball bearings, cylindrical rollerbearings, spherical roller bearings, tapered roller bearingsspherical plain bear–ings, angular contact ball bearings, automobilehub bearings, and outer spherical bearings

深沟球轴承
Deep groove ball bearing

产品特性

· 该系列轴承主要承受径向载荷，也能承受一定的轴向载荷；
· 运转阻力小，极限转速高，旋转精度高，噪声、振动小。

结构与设计

提供全尺寸段各种结构设计，如开式轴承，单面密封轴承(-Z，-RS，-RZ)，止动环的轴承。
双面密封轴承(-2Z，-2RS，-2RZ)，带止动槽带或不带止动环的轴承。

主要应用

电机，机床，精密设备，化工机械，通用机械，农业机械等。

开式Open

密封区Sealed

Product characteristics

·This series of bearings mainly bear radial load, but also can bear certain axial load;
·Small running resistance, high limit speed, high rotating precision, low noise and vibration.

Structure and design

Provide various structural designs for full size section, such as open bearing, single seal bearing (- Z, - RS, - RZ),
The bearing of the stop ring.
Double seal bearing (- 2Z, - 2RS, - 2RZ), bearing with or without stop ring.

Main applications

Electrical machinery, machine tools, precision equipment, chemical machinery, general machinery, agricultural machinery, etc.

深沟球轴承/Deep groove ball bearing

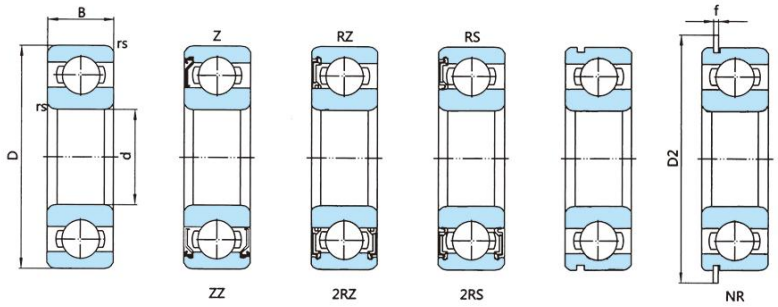

轴承型号 Bearing type						外形尺寸 (mm) Overall dimensions (mm)						额定负荷(kN) The rated load(kN)		重量 The weight of the (kg)
基型 The base type	变型 variant 防尘盖 Dust cover	密封圈 Sealing ring		带止动槽 With locking slot	带止动环 With stop ring	d	D	B	r_s min	D2 (max)	f (max)	Cr	Cor	
6000	ZZ	2RZ	2RS	N	NR	10	26	8	0.3	29.2	0.7	4.55	1.97	0.018
6001	ZZ	2RZ	2RS	N	NR	12	28	8	0.3	30.8	0.85	5.00	2.30	0.021
6002	ZZ	2RZ	2RS	N	NR	15	32	9	0.3	36.7	1.12	5.50	2.80	0.030
6003	ZZ	2RZ	2RS	N	NR	17	35	10	0.3	39.7	1.12	6.00	3.25	0.040
6004	ZZ	2RZ	2RS	N	NR	20	42	12	0.6	46.3	1.12	9.38	5.03	0.068
6005	ZZ	2RZ	2RS	N	NR	25	47	12	0.6	52.7	1.12	10.1	5.83	0.079
6006	ZZ	2RZ	2RS	N	NR	30	55	13	1	60.7	1.12	13.2	8.30	0.113
6007	ZZ	2RZ	2RS	N	NR	35	62	14	1	67.7	1.7	16.2	10.4	0.149
6008	ZZ	2RZ	2RS	N	NR	40	68	15	1	74.6	1.7	17.0	11.7	0.185
6009	ZZ	2RZ	2RS	N	NR	45	75	16	1	81.6	1.7	21.0	14.8	0.231
6010	ZZ	2RZ	2RS	N	NR	50	80	16	1	86.6	1.7	22.0	16.3	0.250
6011	ZZ	2RZ	2RS	N	NR	55	90	18	1.1	96.5	2.46	30.3	22.0	0.362
6012	ZZ	2RZ	2RS	N	NR	60	95	18	1.1	101.6	2.46	31.7	24.2	0.385
6013	ZZ	2RZ	2RS	N	NR	65	100	18	1.1	106.5	2.46	32.0	24.8	0.430
6014	ZZ	2RZ	2RS	N	NR	70	110	20	1.1	116.6	2.46	38.6	30.4	0.569
6015	ZZ	2RZ	2RS	N	NR	75	115	20	1.1	121.6	2.46	40.2	33.2	0.603
6016	ZZ	2RZ	2RS	N	NR	80	125	22	1.1	134.7	2.82	47.5	39.8	0.821
6017	ZZ	2RZ	2RS	N	NR	85	130	22	1.1	139.7	2.82	50.8	42.8	0.848
6018	ZZ	2RZ	2RS	N	NR	90	140	24	1.5	149.7	2.82	58.0	49.9	1.12
6019	ZZ	2RZ	2RS	N	NR	95	145	24	1.5	154.7	2.82	57.7	50.0	1.18
6020	ZZ	2RZ	2RS	N	NR	100	150	24	1.5	159.7	2.82	60.5	54.0	1.25
6021	ZZ	2RZ	2RS	N	NR	105	160	26	2	169.7	2.82	72.8	65.5	1.60
6022	ZZ	2RZ	2RS	N	NR	110	170	28	2	182.9	3.1	81.9	72.9	1.93
6024	ZZ	2RZ	2RS	N	NR	120	180	28	2	192.9	3.1	87.7	79.3	2.03
6026	ZZ	2RZ	2RS	N	NR	130	200	33	2	212.9	3.1	105	96.8	3.15
6028	ZZ	2RZ	2RS	N	NR	140	210	33	2	222.8	3.1	111	108	3.35
6030	ZZ	2RZ	2RS	N	NR	150	225	35	2.1	237	3.5	125	125	4.80
6032	ZZ	2RZ	2RS	-	-	160	240	38	2.1	-	-	137	135	5.15
6034	ZZ	2RZ	2RS	-	-	170	260	42	2.1	-	-	161	161	6.89
6036	ZZ	2RZ	2RS	-	-	180	280	46	2.1	-	-	180	185	8.88
6038	ZZ	2RZ	2RS	-	-	190	290	46	2.1	-	-	188	201	9.39
6040	ZZ	2RZ	2RS	-	-	200	310	51	2.1	-	-	207	226	12
6044	ZZ	2RZ	2RS	-	-	220	340	56	3	-	-	235	271	18.6
6048	ZZ	2RZ	2RS	-	-	240	360	56	3	-	-	244	296	19.9
6052	ZZ	2RZ	2RS	-	-	260	400	65	4	-	-	291	375	29.4

深沟球轴承/Deep groove ball bearing

轴承型号 Bearing type						外形尺寸 (mm) Overall dimensions (mm)						额定负荷(kN) The rated load(kN)		重量 The weight of the (kg)
基型 The base type	变型 variant 防尘盖 Dust cover	密封圈 Sealing ring		带止动槽 With locking slot	带止动环 With stop ring	d	D	B	r_s min	D2 (max)	f (max)	Cr	Cor	
6056	ZZ	2RZ	2RS	-	-	280	420	65	4	-	-	300	410	31.2
6060	ZZ	2RZ	2RS	-	-	300	460	74	4	-	-	355	500	44.2
6201	ZZ	2RZ	2RS	N	NR	12	32	10	0.6	36.7	1.12	6.00	2.70	0.036
6202	ZZ	2RZ	2RS	N	NR	15	35	11	0.6	39.7	1.12	7.80	3.75	0.045
6203	ZZ	2RZ	2RS	N	NR	17	40	12	0.6	44.6	1.12	9.56	4.75	0.065
6204	ZZ	2RZ	2RS	N	NR	20	47	14	1	52.7	1.12	12.7	6.55	0.103
6205	ZZ	2RZ	2RS	N	NR	25	52	15	1	57.9	1.12	14.0	7.80	0.127
6206	ZZ	2RZ	2RS	N	NR	30	62	16	1	67.7	1.7	19.5	11.2	0.203
6207	ZZ	2RZ	2RS	N	NR	35	72	17	1.1	78.6	1.7	25.5	15.3	0.287
6208	ZZ	2RZ	2RS	N	NR	40	80	18	1.1	86.6	1.7	30.7	19.0	0.367
6209	ZZ	2RZ	2RS	N	NR	45	85	19	1.1	91.6	1.7	33.2	21.6	0.416
6210	ZZ	2RZ	2RS	N	NR	50	90	20	1.1	96.5	2.46	35.1	23.2	0.462
6211	ZZ	2RZ	2RS	N	NR	55	100	21	1.5	106.5	2.46	43.4	29.2	0.607
6212	ZZ	2RZ	2RS	N	NR	60	110	22	1.5	116.6	2.46	47.5	32.5	0.783
6213	ZZ	2RZ	2RS	N	NR	65	120	23	1.5	129.7	2.82	55.9	40.5	0.990
6214	ZZ	2RZ	2RS	N	NR	70	125	24	1.5	134.7	2.82	60.5	45.0	1.10
6215	ZZ	2RZ	2RS	N	NR	75	130	25	1.5	139.7	2.82	66.3	49.0	1.20
6216	ZZ	2RZ	2RS	N	NR	80	140	26	2	149.7	2.82	70.2	55.0	1.40
6217	ZZ	2RZ	2RS	N	NR	85	150	28	2	159.7	2.82	83.2	64.0	1.80
6218	ZZ	2RZ	2RS	N	NR	90	160	30	2	169.7	2.82	95.6	73.5	2.15
6219	ZZ	2RZ	2RS	N	NR	95	170	32	2.1	182.9	3.1	108	81.5	2.60
6220	ZZ	2RZ	2RS	N	NR	100	180	34	2.1	192.9	3.1	122	92.7	3.20
6221	ZZ	2RZ	2RS	N	NR	105	190	36	2.1	202.9	3.1	133	104	3.71
6222	ZZ	2RZ	2RS	N	NR	110	200	38	2.1	212.9	3.1	144	117	4.44
6224	ZZ	2RZ	2RS	N	NR	120	215	40	2.1	227.8	3.1	155	130	5.32
6226	ZZ	2RZ	2RS	N	NR	130	230	40	3	242	3.5	165	147	6.13
6228	ZZ	2RZ	2RS	N	NR	140	250	42	3	262	3.5	165	125	7.45
6230	ZZ	2RZ	2RS	-	-	150	270	45	3	-	-	174	137	9.40
6232	ZZ	2RZ	2RS	-	-	160	290	68	3	-	-	185	186	12.8
6234	ZZ	2RZ	2RS	-	-	170	310	52	4	-	-	212	224	15.8
6236	ZZ	2RZ	2RS	-	-	180	320	52	4	-	-	227	241	15.9
6238	ZZ	2RZ	2RS	-	-	190	340	55	4	-	-	255	282	22.3
6240	ZZ	2RZ	2RS	-	-	200	360	58	4	-	-	269	310	26.7
6244	ZZ	2RZ	2RS	-	-	220	400	65	4	-	-	310	375	37.4
6248	ZZ	2RZ	2RS	-	-	240	440	72	4	-	-	340	430	50.5
6252	ZZ	2RZ	2RS	-	-	260	480	80	5	-	-	400	540	67
6256	ZZ	2RZ	2RS	-	-	280	500	80	5	-	-	400	550	70.4
6260	ZZ	2RZ	2RS	-	-	300	540	85	5	-	-	465	670	87.8
6301	ZZ	2RZ	2RS	N	NR	12	37	12	1	41.3	1.12	9.70	4.20	0.060
6302	ZZ	2RZ	2RS	N	NR	15	42	13	1	46.3	1.12	11.4	5.40	0.082
6303	ZZ	2RZ	2RS	N	NR	17	47	14	1	52.7	1.12	13.5	6.55	0.115
6304	ZZ	2RZ	2RS	N	NR	20	52	15	1.1	57.9	1.12	15.9	7.80	0.141
6305	ZZ	2RZ	2RS	N	NR	25	62	17	1.1	67.7	1.7	22.5	11.6	0.219
6306	ZZ	2RZ	2RS	N	NR	30	72	19	1.1	78.6	1.7	28.1	16.0	0.350
6307	ZZ	2RZ	2RS	N	NR	35	80	21	1.5	86.6	1.7	33.2	19.0	0.454
6308	ZZ	2RZ	2RS	N	NR	40	90	23	1.5	96.5	2.46	31.4	22.4	0.639
6309	ZZ	2RZ	2RS	N	NR	45	100	25	1.5	106.5	2.46	52.7	31.5	0.836
6310	ZZ	2RZ	2RS	N	NR	50	110	27	2	116.6	2.46	61.8	38.0	1.05
6311	ZZ	2RZ	2RS	N	NR	55	120	29	2	129.7	2.82	71.5	45.0	1.35
6312	ZZ	2RZ	2RS	N	NR	60	130	31	2.1	139.7	2.82	81.9	52.0	1.70
6313	ZZ	2RZ	2RS	N	NR	65	140	33	2.1	149.7	2.82	92.3	60.0	2.10
6314	ZZ	2RZ	2RS	N	NR	70	150	35	2.1	159.7	2.82	104	68.0	2.50
6315	ZZ	2RZ	2RS	N	NR	75	160	37	2.1	169.7	2.82	114	76.5	3.00
6316	ZZ	2RZ	2RS	N	NR	80	170	39	2.1	182.9	3.1	124	86.5	3.60
6317	ZZ	2RZ	2RS	N	NR	85	180	41	3	192.9	3.1	133	96.5	4.25
6318	ZZ	2RZ	2RS	N	NR	90	190	43	3	202.9	3.1	143	108	4.90

深沟球轴承/Deep groove ball bearing

轴承型号 Bearing type						外形尺寸 (mm) Overall dimensions (mm)						额定负荷(kN) The rated load(kN)		重量 The weight of the (kg)
基型 The base type	变型 variant 防尘盖 Dust cover	密封圈 Sealing ring		带止动槽 With locking slot	带止动环 With stop ring	d	D	B	r_s min	D2 (max)	f (max)	Cr	Cor	
6319	ZZ	2RZ	2RS	N	NR	95	200	45	3	212.9	3.1	153	119	5.75
6320	ZZ	2RZ	2RS	N	NR	100	215	47	3	227.8	3.1	174	140	7.00
6321	ZZ	2RZ	2RS	N	NR	105	225	49	3	237	3.5	182	153	8.25
6322	ZZ	2RZ	2RS	N	NR	110	240	50	3	252	3.5	205	178	9.54
6324	ZZ	2RZ	2RS	-	-	120	260	55	3	-	-	228	207	12.2
6326	ZZ	2RZ	2RS	-	-	130	280	58	4	-	-	229	216	18.0
6328	ZZ	2RZ	2RS	-	-	140	300	62	4	-	-	251	245	22.0
6330	ZZ	2RZ	2RS	-	-	150	320	65	4	-	-	274	284	22.7
6332	ZZ	2RZ	2RS	-	-	160	340	68	4	-	-	278	287	26.2
6334	ZZ	2RZ	2RS	-	-	170	360	72	4	-	-	325	355	36.6
6336	ZZ	2RZ	2RS	-	-	180	380	75	4	-	-	355	405	43.1
6338	ZZ	2RZ	2RS	-	-	190	400	78	5	-	-	355	415	49.7
6340	ZZ	2RZ	2RS	-	-	200	420	80	5	-	-	380	445	55.3
6344	ZZ	2RZ	2RS	-	-	220	460	88	5	-	-	410	520	73.9
6348	ZZ	2RZ	2RS	-	-	240	500	95	5	-	-	470	625	94.4
6352	ZZ	2RZ	2RS	-	-	260	540	102	6	-	-	505	710	118
6356	ZZ	2RZ	2RS	-	-	280	580	108	6	-	-	570	840	144
6405	-	-	-	N	NR	25	80	21	1.5	86.6	1.7	35.8	19.3	0.530
6406	-	-	-	N	NR	30	90	23	1.5	96.5	2.46	43.6	23.6	0.738
6407	-	-	-	N	NR	35	100	25	1.5	106.5	2.46	55.3	31.0	0.951
6408	-	-	-	N	NR	40	110	27	2	116.6	2.46	63.7	36.5	1.25
6409	-	-	-	N	NR	45	120	29	2	129.7	2.82	76.1	45.0	1.55
6410	-	-	-	N	NR	50	130	31	2.1	139.7	2.82	87.1	52.0	1.90
6411	-	-	-	N	NR	55	140	33	2.1	149.7	2.82	99.5	62.0	2.30
6412	-	-	-	N	NR	60	150	35	2.1	159.7	2.82	114	70.1	2.73
6413	-	-	-	N	NR	65	160	37	2.1	169.7	2.82	119	78.0	3.30
6414	-	-	-	N	NR	70	180	42	3	192.9	3.1	143	104	4.85
6415	-	-	-	N	NR	75	190	45	3	202.9	3.1	153	114	6.80
6416	-	-	-	N	NR	80	200	48	3	212.9	3.1	163	125	8.00
6417	-	-	-	N	NR	85	210	52	4	222.8	3.1	174	134	9.50
6418	-	-	-	N	NR	90	225	54	4	237	3.5	186	146	11.5
超轻系列轴承														
61905	ZZ	2RZ	2RS	N	NR	25	42	9	0.3	44.8	0.85	6.63	4.00	0.045
61906	ZZ	2RZ	2RS	N	NR	30	47	9	0.3	49.8	0.85	7.28	4.55	0.051
61907	ZZ	2RZ	2RS	N	NR	35	55	10	0.6	57.8	0.85	9.56	6.20	0.080
61908	ZZ	2RZ	2RS	N	NR	40	62	12	0.6	64.8	0.85	13.8	9.30	0.120
61909	ZZ	2RZ	2RS	N	NR	45	68	12	0.6	70.8	0.85	10.1	6.70	0.140
61910	ZZ	2RZ	2RS	N	NR	50	72	12	0.6	74.8	0.85	14.6	10.4	0.140
61911	ZZ	2RZ	2RS	N	NR	55	80	13	1	84.4	1.12	16.0	13.2	0.181
61912	ZZ	2RZ	2RS	N	NR	60	85	13	1	89.4	1.12	16.4	14.2	0.195
61913	ZZ	2RZ	2RS	N	NR	65	90	13	1	94.4	1.12	16.0	15.0	0.196
61914	ZZ	2RZ	2RS	N	NR	70	100	16	1	104.4	1.12	23.7	21.1	0.342
61915	ZZ	2RZ	2RS	N	NR	75	105	16	1	110.7	1.12	24.3	22.5	0.355
61916	ZZ	2RZ	2RS	N	NR	80	110	16	1	115.7	1.12	24.9	23.9	0.375
61917	ZZ	2RZ	2RS	N	NR	85	120	18	1.1	125.7	1.12	31.9	29.7	0.507
61918	ZZ	2RZ	2RS	N	NR	90	125	18	1.1	130.7	1.12	32.8	31.5	0.533
61919	ZZ	2RZ	2RS	N	NR	95	130	18	1.1	135.7	1.12	33.7	33.3	0.558
61920	ZZ	2RZ	2RS	N	NR	100	140	20	1.1	145.7	1.7	42.7	41.9	0.774
61921	ZZ	2RZ	2RS	N	NR	105	145	20	1.1	150.7	1.7	43.9	44.3	0.808
61922	ZZ	2RZ	2RS	N	NR	110	150	20	1.1	155.7	1.7	43.6	44.4	1.00
61924	ZZ	2RZ	2RS	N	NR	120	165	22	1.1	171.5	1.7	53.0	53.9	1.09
61926	ZZ	2RZ	2RS	N	NR	130	180	24	1.5	186.5	1.7	65.1	67.2	1.50
61928	ZZ	2RZ	2RS	N	NR	140	190	24	1.5	196.5	1.7	66.6	71.2	1.59
61930	ZZ	2RZ	2RS	-	-	150	210	28	2	-	-	84.7	90.2	2.45
61932	ZZ	2RZ	2RS	-	-	160	220	28	2	-	-	86.9	95.5	2.59
61934	ZZ	2RZ	2RS	-	-	170	230	28	2	-	-	88.8	100	2.73

深沟球轴承/Deep groove ball bearing

轴承型号 Bearing type						外形尺寸 (mm) Overall dimensions (mm)						额定负荷(kN) The rated load(kN)		重量 The weight of the (kg)
基型 The base type	变型 variant 防尘盖 Dust cover	密封圈 Sealing ring		带止动槽 With locking slot	带止动环 With stop ring	d	D	B	r_s min	D2 (max)	f (max)	Cr	Cor	
61936	ZZ	2RZ	2RS	-	-	180	250	33	2	-	-	118	133	4.06
61938	ZZ	2RZ	2RS	-	-	190	260	33	2	-	-	117	133	4.22
61940	ZZ	2RZ	2RS	-	-	220	300	38	2.1	-	-	152	178	6.34
61948	ZZ	2RZ	-	-	-	240	320	38	2.1	-	-	154	190	8.49
61952	ZZ	2RZ	-	-	-	260	360	46	2.1	-	-	204	255	14
61956	ZZ	2RZ	-	-	-	280	380	46	2.1	-	-	209	272	15.1
61960	ZZ	2RZ	-	-	-	300	420	56	3	-	-	269	370	23.9
61809	ZZ	2RZ	2RS	N	NR	45	58	7	0.3	60.8	0.85	4.65	4.32	0.040
61810	ZZ	2RZ	2RS	N	NR	50	65	7	0.3	67.8	0.85	6.60	6.10	0.043
61811	ZZ	2RZ	2RS	N	NR	55	72	9	0.3	74.8	0.85	9.10	8.40	0.070
61812	ZZ	2RZ	2RS	N	NR	60	78	10	0.3	82.7	1.12	9.10	8.70	0.093
61813	ZZ	2RZ'	2RS	N	NR	65	85	10	0.6	89.4	1.12	11.9	11.5	0.130
61814	ZZ	2RZ	2RS	N	NR	70	90	10	0.6	94.4	1.12	12.1	11.9	0.138
61815	ZZ	2RZ	2RS	N	NR	75	95	10	0.6	99.4	1.12	12.5	12.8	0.147
61816	ZZ	2RZ	2RS	N	NR	80	100	10	0.6	104.4	1.12	12.7	13.3	0.155
61817	ZZ	2RZ	2RS	N	NR	85	110	13	1	115.7	1.12	19.2	19.8	0.245
61818	ZZ	2RZ	2RS	N	NR	90	115	13	1	120.7	1.12	19.5	20.5	0.258
61819	ZZ	2RZ	2RS	N	NR	95	120	13	1	125.7	1.12	19.8	21.3	0.270
61820	ZZ	2RZ	2RS	N	NR	100	125	13	1	130.7	1.12	20.1	22.0	0.303
61821	-	2RZ	2RS	N	NR	105	130	13	1	135.7	1.12	20.3	22.7	0.312
61822	-	2RZ	2RS	N	NR	110	140	16	1	145.7	1.7	22.5	24.5	0.509
61824	-	2RZ	2RS	N	NR	120	150	16	1	155.7	1.7	24.0	28.0	0.529
61826	-	2RZ	2RS	N	NR	130	165	18	1.1	171.5	1.7	24.4	28.0	0.775
61828	-	2RZ	2RS	N	NR	140	175	18	1.1	181.5	1.7	39.2	46.0	0.784
61830	-	2RZ	2RS	N	NR	150	190	20	1.1	196.5	1.7	49.1	57.1	1.11
61832	-	2RZ	2RS	N	NR	160	200	20	1.1	206.5	1.7	45.2	55.1	1.18
61834	-	2RZ	2RS	-	-	170	215	22	1.1	-	-	51.2	63.3	1.65
61836	-	2RZ	2RS	-	-	180	225	22	1.1	-	-	62.3	75.9	1.62
61838	-	2RZ	2RS	-	-	190	240	24	1.5	-	-	75.1	91.6	2.10
61840	-	2RZ	2RS	-	-	200	250	24	1.5	-	-	74.2	91.2	2.18
61848	ZZ	2RZ	-	-	-	240	300	28	2	-	-	98.5	137	4.48
61852	ZZ	2RZ	-	-	-	260	320	28	2	-	-	101	148	4.84
61856	ZZ	2RZ	-	-	-	280	350	33	2	-	-	133	191	7.2
61860	ZZ	2RZ	-	-	-	300	380	38	2	-	-	166	233	10.3
超窄系列轴承														
16004	-	-	-	-	-	20	42	8	0.3	-	-	7.90	4.45	0.050
16005	-	-	-	-	-	25	47	8	0.3	-	-	8.42	5.15	0.060
16006	-	-	-	-	-	30	55	9	0.30	-	-	11.2	6.25	0.085
16007	-	-	-	-	-	35	62	9	0.30	-	-	11.5	8.80	0.100
16008	-	-	-	-	-	40	68	9	0.3	-	-	12.5	10.2	0.130
16009	-	-	-	-	-	45	75	10	0.6	-	-	15.6	12.2	0.155
16010	-	-	-	-	-	50	80	10	0.6	-	-	16.1	13.1	0.166
16011	-	-	-	-	-	55	90	11	0.6	-	-	19.4	16.2	0.207
16012	-	-	-	-	-	60	95	11	0.6	-	-	19.9	17.5	0.224
16013	-	-	-	-	-	65	100	11	0.6	-	-	20.5	18.6	0.241
16014	-	-	-	-	-	70	110	13	0.6	-	-	27.9	25.0	0.386
16015	-	-	-	-	-	75	115	13	0.6	-	-	28.7	26.8	0.411
16016	-	-	-	-	-	80	125	14	0.6	-	-	33.1	31.4	0.539
16017	-	-	-	-	-	85	130	14	0.6	-	-	34.0	33.3	0.568
16018	-	-	-	-	-	90	140	16	1	-	-	41.5	39.3	0.671
16019	-	-	-	-	-	95	145	16	1	-	-	42.7	41.9	0.709
16020	-	-	-	-	-	100	150	16	1	-	-	43.8	44.3	0.744
16021	-	-	-	-	-	105	160	18	1	-	-	51.8	50.6	1.00
16022	-	-	-	-	-	110	170	19	1	-	-	57.4	56.7	1.27
16024	-	-	-	-	-	120	180	19	1	-	-	58.8	60.4	1.37
16026	-	-	-	-	-	130	200	22	1.1	-	-	79.7	79.2	1.87

深沟球轴承/Deep groove ball bearing

轴承型号 Bearing type						外形尺寸 (mm) Overall dimensions (mm)						额定负荷(kN) The rated load(kN)		重量 The weight of the (kg)
基型 The base type	变型 variant 防尘盖 Dust cover	密封圈 Sealing ring		带止动槽 With locking slot	带止动环 With stop ring	d	D	B	r_s min	D2 (max)	f (max)	Cr	Cor	
16028	-	-	-	-	-	140	210	22	1.1	-	-	82.1	85.0	2.00
16030	-	-	-	-	-	150	225	24	1.1	-	-	91.9	98.5	2.64
16032	-	-	-	-	-	160	240	25	1.5	-	-	99	108	4.2
16034	-	-	-	-	-	170	260	28	1.5	-	-	114	126	5.71
16036	-	-	-	-	-	180	280	31	2	-	-	145	157	7.5
16038	-	-	-	-	-	190	290	31	2	-	-	149	168	7.78
16040	-	-	-	-	-	200	310	34	2	-	-	161	180	10
16044	-	-	-	-	-	220	340	37	2.1	-	-	180	217	13.1
16048	-	-	-	-	-	240	360	37	2.1	-	-	196	243	13.9
16052	-	-	-	-	-	260	400	44	3	-	-	237	310	21.1
16056	-	-	-	-	-	280	420	44	3	-	-	243	330	22.7
16060	-	-	-	-	-	300	460	50	4	-	-	285	405	31.5
超宽系列轴承														
62203	ZZ	2RZ	2RS	N	NR	17	40	16	0.6	44.6	1.12	7.36	4.48	0.086
62204	ZZ	2RZ	2RS	N	NR	20	47	18	1	52.7	1.12	9.88	6.22	0.134
62205	ZZ	2RZ	2RS	N	NR	25	52	18	1	57.9	1.12	14.0	7.80	0.146
62206	ZZ	2RZ	2RS	N	NR	30	62	20	1	67.7	1.7	19.5	11.2	0.249
62207	ZZ	2RZ	2RS	N	NR	35	72	23	1.1	78.6	1.7	25.7	15.3	0.381
62208	ZZ	2RZ	2RS	N	NR	40	80	23	1.1	86.6	1.7	30.7	19.0	0.450
62209	ZZ	2RZ	2RS	N	NR	45	85	23	1.1	91.6	1.7	33.2	21.6	0.485
62210	ZZ	2RZ	2RS	N	NR	50	90	23	1.1	96.5	2.46	35.1	23.2	0.535
62211	ZZ	2RZ	2RS	N	NR	55	100	25	1.5	106.5	2.46	43.4	29.2	0.680
62212	ZZ	2RZ	2RS	N	NR	60	110	28	1.5	116.6	2.46	47.5	32.5	1.01
62213	ZZ	2RZ	2RS	N	NR	65	120	31	1.5	129.7	2.82	55.9	40.5	1.28
62214	ZZ	2RZ	2RS	N	NR	70	125	31	1.5	134.7	2.82	60.5	45.0	1.40
62304	ZZ	2RZ	2RS	N	NR	20	52	21	1.1	57.9	1.12	12.3	7.81	0.197
62305	ZZ	2RZ	2RS	N	NR	25	62	24	1.1	67.7	1.7	22.4	11.5	0.302
62306	ZZ	2RZ	2RS	N	NR	30	72	27	1.1	78.6	1.7	27.0	15.2	0.489
62307	ZZ	2RZ	2RS	N	NR	35	80	31	1.5	86.6	1.7	33.5	18.3	0.614
62308	ZZ	2RZ	2RS	N	NR	40	90	33	1.5	96.5	2.46	31.4	22.4	0.843
62309	ZZ	2RZ	2RS	N	NR	45	100	36	1.5	106.5	2.46	37.2	26.3	1.11
62310	ZZ	2RZ	2RS	N	NR	50	110	40	2.0	116.6	2.46	47.6	35.7	1.47
62311	ZZ	2RZ	2RS	N	NR	55	120	43	2.0	129.7	2.82	71.5	45.0	1.95
62312	ZZ	2RZ	2RS	N	NR	60	130	46	2.1	139.7	2.82	81.8	51.9	2.50
62313	ZZ	2RZ	2RS	N	NR	65	140	48	2.1	149.7	2.82	92.3	60.0	2.94
62314	ZZ	2RZ	2RS	N	NR	70	150	51	2.1	159.7	2.82	104	68.0	3.58
63303	ZZ	2RZ	2RS	N	NR	17	47	22.2	1	52.7	1.12	13.5	6.55	0.1431
63304	ZZ	2RZ	2RS	N	NR	20	52	22.2	1.1	57.9	1.12	15.9	7.8	0.1935
63305	ZZ	2RZ	2RS	N	NR	25	62	25	1.1	67.7	1.7	22.5	11.6	0.2541
63306	ZZ	2RZ	2RS	N	NR	30	72	25.4	1.1	78.6	1.7	28.1	16	0.4062
63307	ZZ	2RZ	2RS	N	NR	35	80	30	1.5	86.6	1.7	33.2	19	0.5037
63308	ZZ	2RZ	2RS	N	NR	40	90	30.2	1.5	96.5	2.46	31.4	22.4	0.8364
63309	ZZ	2RZ	2RS	N	NR	45	100	32	1.5	106.5	2.46	52.7	31.5	1.27
63310	ZZ	2RZ	2RS	N	NR	50	110	34.9	2	116.6	2.46	61.8	38	1.732
63311	ZZ	2RZ	2RS	N	NR	55	120	36.5	2	129.7	2.82	71.5	45	2.2372
63312	ZZ	2RZ	2RS	N	NR	60	130	39.7	2.1	139.7	2.82	81.9	52	2.8531
63313	ZZ	2RZ	2RS	N	NR	65	140	44.4	2.1	149.7	2.82	92.3	60	3.5418
63314	ZZ	2RZ	2RS	N	NR	70	150	49.2	2.1	159.7	2.82	104	68	4.3533
63315	ZZ	2RZ	2RS	N	NR	75	160	54	2.1	169.7	2.82	114	76.5	5.2064
63316	ZZ	2RZ	2RS	N	NR	80	170	58.7	2.1	182.9	3.1	124	86.5	6.1098
63317	ZZ	2RZ	2RS	N	NR	85	180	63.5	3	192.9	3.1	133	96.5	7.1134

产品介绍
roduct introduction

调心球轴承
Centering ball bearing

调心球轴承有圆柱孔和圆锥孔两种结构，保持架的材质有钢板、合成树脂等。其特点是外圈滚道呈球面形，具有自动调心性，可以补偿不同心度和轴挠度造成的误差，但其内、外圈相对倾斜度不得超过3度。调心球轴承是二条滚道的内圈和滚道为球面的外圈之间，装配有圆球状滚珠的轴承。

外圈滚道面的曲率中心与轴承中心一致，所以具有与自动调心球轴承同样的调心功能。在轴、外壳出现挠曲时，可以自动调整，不增加轴承负担。调心滚子轴承可以承受径向负荷及二个方向的轴向负荷。径向负荷能力大，适用于有重负荷、冲击负荷的情况。内圈内径是锥孔的轴承，可直接安装。或使用紧定套、拆卸筒安装在圆柱轴上。保持架使用钢板冲压保持架、聚酰胺成形保持架及铜合金车制保持架。可承受较大的径向载荷，同时也能承受一定的轴向载荷。该类轴承外圈滚道是球面形，故具有调心性能。当轴受力弯曲或倾斜而使内圈中心线与外圈中心线相对倾斜不超过1° –25° 时，轴承仍能工作。

The self-aligning ball bearing has two structures: cylindrical hole and conical hole. The cage is made of steel plate, synthetic resin, etc. Its feature is that the outer ring raceway is spherical, with automatic centering, which can compensate the error caused by different concentricity and shaft deflection, but the relative inclination of the inner and outer rings shall not exceed 3 degrees. The self-aligning ball bearing is a bearing equipped with spherical balls between the inner ring of two raceways and the outer ring with spherical raceways.

The curvature center of the outer ring raceway surface is consistent with the bearing center, so it has the same centering function as the automatic self-aligning ball bearing. When the shaft and housing are flexed, it can be adjusted automatically without increasing the bearing burden. Self aligning roller bearing can bear radial load and axial load in two directions. Large radial load capacity, suitable for heavy load and impact load. The inner diameter of the inner ring is a tapered bearing, which can be directly installed. Or install it on the cylindrical shaft with a set sleeve and a disassembly cylinder. The cage is made of steel plate pressing cage, polyamide shaped cage and copper alloy car made cage. It can bear large radial load and certain axial load. The raceway of the outer ring of this type of bearing is spherical, so it has the self-aligning performance. When the shaft is forced to bend or tilt so that the relative inclination between the centerline of the inner ring and the centerline of the outer ring does not exceed 1 ° - 25 °, the bearing can still work.

产品用途
roduct introduction

公司产品凭借高精密的质量，及较低的价格，深受广大用户的青睐，产品广泛应用于冶金、矿山、石油、化工、煤炭、水泥、造纸、风电、重型机械等行业。

With its high precision quality and low price, the company's products are deeply appreciated by the majority of users The products are widely used in metallurgy, mining, petroleum, chemical industry, coal, cement, paper making Wind power, heavy machinery and other industries.

产品展示
roduct display

精工品质
SEIKO QUALITY

高效运转
EFFICIENT OPERATION

坚固耐用
DURABLE

调心球轴承/技术参数

Self aligning ball bearing/technical parameters

型号	内径(mm)	外径(mm)	宽度(mm)	脂润滑转速(r/min)	油润滑转速(r/min)	重量(kg)
1200	10	30	9	23000	28000	0.034
1201	12	32	10	21000	26000	0.040
1202	15	35	11	18000	22000	0.049
1203	17	40	12	16000	20000	0.073
1204	20	47	14	14000	17000	0.120
1205	25	52	15	12000	14000	0.141
1206	30	62	16	9900	12000	0.220
1207	35	72	17	8500	10000	0.323
1208	40	80	18	7500	9200	0.417
1209	45	85	19	7000	8500	0.465
1210	50	90	20	6500	7900	0.525
1211	55	100	21	5800	7100	0.705
1212	60	110	22	5200	6400	0.900
1213	65	120	23	4800	5800	1.150
1214	70	125	24	4600	5700	1.260
1215	75	130	25	4300	5300	1.461
1216	80	140	26	4000	4900	1.670
1217	85	150	28	3800	4600	2.070
1218	90	160	30	3500	4300	2.520
1219	95	170	32	3300	4000	3.100
1220	100	180	34	3100	3800	3.700
1221	105	190	36	2900	3600	4.370
1222	110	200	38	2700	3400	5.160

调心球轴承/技术参数

Self aligning ball bearing/technical parameters

型号	内径(mm)	外径(mm)	宽度(mm)	脂润滑转速(r/min)	油润滑转速(r/min)	重量(kg)
1300	10	35	11	20000	24000	0.058
1301	12	37	12	18000	22000	0.067
1302	15	42	13	16000	20000	0.094
1303	17	47	14	14000	17000	0.130
1304	20	52	15	13000	15000	0.163
1305	25	62	17	9900	12000	0.257
1306	30	72	19	8500	11000	0.399
1307	35	80	21	7600	9300	0.510
1308	40	90	23	6900	8400	0.715
1309	45	100	25	6100	7500	0.957
1310	50	110	27	5600	6800	1.210
1311	55	120	29	5000	6200	1.580
1312	60	130	31	4500	5500	1.961
1313	65	140	33	4300	5200	2.452
1314	70	150	35	4000	4900	2.990
1315	75	160	37	4000	4900	3.561
1316	80	170	39	3500	4300	4.180
1317	85	180	41	3300	4000	4.980
1318	90	190	43	3200	3800	6.418
1319	95	200	45	2900	3600	6.689
1320	100	215	47	2800	3400	8.293

单列圆柱滚子轴承/cylindrical roller bearing

轴承型号 BearingNo.	基本尺寸 Principal dimensions			极限转速 Speed ratings		额定负荷（KN） Basic load ratings		参考重量（Kg） Mass
	内径	外径	高度	脂	油	动（KN）	静（KN）	
	d	D	B	Grease	Oil	Dynamic	Siatic	
N/NJ/NU/NUP/NF404E/EM	20	70	19	14000	17000	53.3	47.1	0.402
N/NJ/NU/NUP/NF405E/EM	25	80	21	6500	8600	47	43	0.64
N/NJ/NU/NUP/NF406E/EM	30	90	23	7000	9000	57.2	53	0.9
N/NJ/NU/NUP/NF407E/EM	35	100	25	6000	7500	70.8	68.2	1.12
N/NJ/NU/NUP/NF408E/EM	40	110	27	5600	7000	90.5	89.8	1.3
N/NJ/NU/NUP/NF409E/EM	45	120	29	5000	6300	102	1000	1.97
N/NJ/NU/NUP/NF410E/EM	50	130	31	4800	6000	120	120	2.3
N/NJ/NU/NUP/NF411E/EM	55	140	33	4200	5700	145	141	3.24
N/NJ/NU/NUP/NF412E/EM	60	150	35	4000	5300	148	144	3.5
N/NJ/NU/NUP/NF413E/EM	65	160	37	3500	4700	185	191	4.03
N/NJ/NU/NUP/NF414E/EM	70	180	42	3300	4400	205	210	6.7
N/NJ/NU/NUP/NF415E/EM	75	190	45	3100	4200	254	265	7.28
N/NJ/NU/NUP/NF416E/EM	80	200	48	3000	4000	275	284	8.25
N/NJ/NU/NUP/NF417E/EM	85	210	52	2900	3800	325	350	9.7
N/NJ/NU/NUP/NF418E/EM	90	225	54	2700	3400	380	410	11
N/NJ/NU/NUP/NF419E/EM	95	240	55	2600	3100	410	455	14
N/NJ/NU/NUP/NF420E/EM	100	250	58	2400	2900	425	465	15
N/NJ/NU/NUP/NF422E/EM	110	280	65	2200	2700	500	565	19
N/NJ/NU/NUP/NF426E/EM	120	310	72	2000	2400	510	600	21
N/NJ/NU/NUP/NF428E/EM	140	360	82	1800	2200	635	745	29
N/NJ/NU/NUP/NF430E/EM	150	380	85	1700	2000	650	800	32

单列圆柱滚子轴承/cylindrical roller bearing

轴承型号 BearingNo.	基本尺寸 Principal dimensions			极限转速 Speed ratings		额定负荷（KN） Basic load ratings		参考重量（Kg） Mass
	内径	外径	高度	脂	油	动（KN）	静（KN）	
	d	D	B	Grease	Oil	Dynamic	Siatic	
N/NJ/NU/NUP/NF2203E/EM	17	40	16	10000	16000	21	20	0.07
N/NJ/NU/NUP/NF2204E/EM	20	47	18	11000	15000	22	21	0.11
N/NJ/NU/NUP/NF2205E/EM	25	52	18	10000	14000	23.7	22.8	0.168
N/NJ/NU/NUP/NF2206E/EM	30	62	20	7500	11000	23.9	33.1	0.3
N/NJ/NU/NUP/NF2207E/EM	35	72	23	6500	9500	49	51.2	0.45
N/NJ/NU/NUP/NF2208E/EM	40	80	23	6000	9000	58.3	62	0.49
N/NJ/NU/NUP/NF2209E/EM	45	85	23	5300	8000	61.4	67.8	0.54
N/NJ/NU/NUP/NF2210E/EM	50	90	23	5000	7500	64.2	73.6	0.65
N/NJ/NU/NUP/NF2211E/EM	55	100	25	4300	6700	75.3	87.2	0.77
N/NJ/NU/NUP/NF2212E/EM	60	110	28	4000	6300	101	123	1.09
N/NJ/NU/NUP/NF2213E/EM	65	120	31	3500	5600	120	149	1.55
N/NJ/NU/NUP/NF2214E/EM	70	125	31	3300	5300	119	151	1.7
N/NJ/NU/NUP/NF2215E/EM	75	130	31	3000	5000	135	172	1.8
N/NJ/NU/NUP/NF2216E/EM	80	140	33	2800	4800	148	186	2.2
N/NJ/NU/NUP/NF2217E/EM	82	150	36	2600	4500	169	218	2.8
N/NJ/NU/NUP/NF2218E/EM	90	160	40	2400	4300	207	265	3.6
N/NJ/NU/NUP/NF2219E/EM	95	170	43	2200	4000	230	298	4.3
N/NJ/NU/NUP/NF2220E/EM	100	180	46	2000	3800	259	338	5.99
N/NJ/NU/NUP/NF2222E/EM	110	200	53	1900	3400	334	442	8.7
N/NJ/NU/NUP/NF2224E/EM	120	215	58	1800	2900	460	630	8.2
N/NJ/NU/NUP/NF2226E/EM	130	230	64	1700	2800	535	740	11
N/NJ/NU/NUP/NF2228E/EM	140	25	68	1600	2600	575	840	15
N/NJ/NU/NUP/NF2230E/EM	150	270	73	1500	2500	665	985	19
N/NJ/NU/NUP/NF2232E/EM	160	290	80	1300	2400	820	1000	24
N/NJ/NU/NUP/NF2234E/EM	170	310	86	1100	2200	970	1200	29
N/NJ/NU/NUP/NF2236E/EM	180	320	86	1100	2100	970	1200	30
N/NJ/NU/NUP/NF2238E/EM	190	340	92	1000	2000	1200	1500	36
N/NJ/NU/NUP/NF2240E/EM	200	360	98	900	1900	1300	1650	45
N/NJ/NU/NUP/NF2244E/EM	220	400	108	900	1700	1500	1900	62

单列圆柱滚子轴承/cylindrical roller bearing

轴承型号 BearingNo.	基本尺寸 Principal dimensions			极限转速 Speed ratings		额定负荷（KN） Basic load ratings		参考重量（Kg） Mass
	内径	外径	高度	脂	油	动（KN）	静（KN）	
	d	D	B	Grease	Oil	Dynamic	Siatic	
N/NJ/NU/NUP/NF2304E/EM	20	52	21	7000	12000	42	49	0.22
N/NJ/NU/NUP/NF2305E/EM	25	62	24	9000	12000	42.7	40.9	0.4
N/NJ/NU/NUP/NF2306E/EM	30	72	27	8000	10000	51.4	50.8	0.6
N/NJ/NU/NUP/NF2307E/EM	35	80	31	7000	9000	64.4	65.7	0.9
N/NJ/NU/NUP/NF2308E/EM	40	80	33	6300	8000	82.2	88	1.1
N/NJ/NU/NUP/NF2309E/EM	45	100	36	5600	7000	106	113	1.51
N/NJ/NU/NUP/NF2310E/EM	50	110	40	5300	6700	128	142	2.01
N/NJ/NU/NUP/NF2311E/EM	55	120	43	4800	6000	148	162	2.8
N/NJ/NU/NUP/NF2312E/EM	60	130	460	4500	5600	168	188	3.38
N/NJ/NU/NUP/NF2313E/EM	65	140	48	4000	5000	190	212	3.75
N/NJ/NU/NUP/NF2314E/EM	70	150	51	3800	4800	224	262	4.5
N/NJ/NU/NUP/NF2315E/EM	75	160	55	3600	4500	244	327	6.33
N/NJ/NU/NUP/NF2316E/EM	80	170	58	3400	4300	275	332	6.6
N/NJ/NU/NUP/NF2317E/EM	85	180	60	3200	4000	315	382	8.6
N/NJ/NU/NUP/NF2318E/EM	90	190	64	3000	3800	329	395	9.2
N/NJ/NU/NUP/NF2319E/EM	95	200	67	2800	3600	394	496	10.8
N/NJ/NU/NUP/NF2320E/EM	100	215	73	2600	3400	480	530	13
N/NJ/NU/NUP/NF2322E/EM	110	240	80	2500	3200	560	730	18
N/NJ/NU/NUP/NF2324E/EM	120	260	86	2300	3000	685	895	24
N/NJ/NU/NUP/NF2326E/EM	130	280	93	2100	2900	800	1100	31.2
N/NJ/NU/NUP/NF2328E/EM	140	300	102	2000	2700	925	1300	36.6
N/NJ/NU/NUP/NF2330E/EM	150	320	108	1800	2500	930	1340	45
N/NJ/NU/NUP/NF2332E/EM	160	340	114	1700	2300	972	1430	55.8
N/NJ/NU/NUP/NF2334E/EM	170	360	120	1500	2100	1110	1650	63
N/NJ/NU/NUP/NF2336E/EM	180	380	126	1200	1600	1210	1780	71.2
N/NJ/NU/NUP/NF2338E/EM	190	400	132	1000	1400	1300	1800	85
N/NJ/NU/NUP/NF2340E/EM	200	420	135	900	1300	1410	1920	94.5

单列圆柱滚子轴承/cylindrical roller bearing

轴承型号 BearingNo.	基本尺寸 Principal dimensions			极限转速 Speed ratings		额定负荷（KN） Basic load ratings		参考重量（Kg） Mass
	内径	外径	高度	脂	油	动（KN）	静（KN）	
	d	D	B	Grease	Oil	Dynamic	Siatic	
N/NJ/NU/NUP/NF1004E/EM	20	52	21	7000	12000	42	49	0.22
N/NJ/NU/NUP/NF1005E/EM	25	62	24	9000	12000	42.7	40.9	0.4
N/NJ/NU/NUP/NF1006E/EM	30	72	27	8000	10000	51.4	50.8	0.6
N/NJ/NU/NUP/NF1007E/EM	35	80	31	7000	9000	64.4	65.7	0.9
N/NJ/NU/NUP/NF1008E/EM	40	80	33	6300	8000	82.2	88	1.1
N/NJ/NU/NUP/NF1009E/EM	45	100	36	5600	7000	106	113	1.51
N/NJ/NU/NUP/NF1010E/EM	50	110	40	5300	6700	128	142	2.01
N/NJ/NU/NUP/NF1011E/EM	55	120	43	4800	6000	148	162	2.8
N/NJ/NU/NUP/NF1012E/EM	60	130	460	4500	5600	168	188	3.38
N/NJ/NU/NUP/NF1013E/EM	65	140	48	4000	5000	190	212	3.75
N/NJ/NU/NUP/NF1014E/EM	70	150	51	3800	4800	224	262	4.5
N/NJ/NU/NUP/NF1015E/EM	75	160	55	3600	4500	244	327	6.33
N/NJ/NU/NUP/NF1016E/EM	80	170	58	3400	4300	275	332	6.6
N/NJ/NU/NUP/NF1017E/EM	85	180	60	3200	4000	315	382	8.6
N/NJ/NU/NUP/NF1018E/EM	90	190	64	3000	3800	329	395	9.2
N/NJ/NU/NUP/NF1019E/EM	95	200	67	2800	3600	394	496	10.8
N/NJ/NU/NUP/NF1020E/EM	100	215	73	2600	3400	480	530	13
N/NJ/NU/NUP/NF1021E/EM	105	160	26	6400	2800	115	155	1.8
N/NJ/NU/NUP/NF1022E/EM	110	170	28	6400	3200	140	185	2.3
N/NJ/NU/NUP/NF1024E/EM	120	180	28	5700	3100	145	205	2.5
N/NJ/NU/NUP/NF1026E/EM	130	200	33	5100	2800	170	245	3.8
N/NJ/NU/NUP/NF1028E/EM	140	210	33	4800	2300	180	250	3.9
N/NJ/NU/NUP/NF1030E/EM	150	225	35	4600	2300	200	285	4.8
N/NJ/NU/NUP/NF1032E/EM	160	240	38	4400	2200	235	340	5.8
N/NJ/NU/NUP/NF1034E/EM	170	260	42	4100	2000	280	405	8
N/NJ/NU/NUP/NF1036E/EM	180	280	46	4100	1900	375	545	11
N/NJ/NU/NUP/NF1038E/EM	190	290	46	3900	1800	360	530	11
N/NJ/NU/NUP/NF1040E/EM	200	310	51	3500	1800	400	600	14
N/NJ/NU/NUP/NF1044E/EM	220	340	56	2900	1700	505	755	21
N/NJ/NU/NUP/NF1048E/EM	240	360	56	2700	1600	530	825	25
N/NJ/NU/NUP/NF1052E/EM	260	400	65	2600	1500	655	1100	31
N/NJ/NU/NUP/NF1056E/EM	280	420	65	2500	1200	690	1200	32
N/NJ/NU/NUP/NF1060E/EM	300	460	74	2200	1100	890	1500	44
N/NJ/NU/NUP/NF1064E/EM	320	480	74	220	1000	910	1500	47

调心滚子产品数据表 CC/CA/MB/MA/E/E1

Product data sheet of self aligning roller

型号 Bearing No	尺寸 Dimensions (mm)			载荷 Load Ratings(Kn)		转速 (RPM)		安装尺寸 Mounting Dimensions(mm)			重量 Weight (kg)
								da	Da	ra	
	d	D	B	Cr	Cor	Grease	Oil	Min	Max	Max	
22308	40	90	33	124	142	4100	5000	49	81	1.5	1.06
22309	45	100	36	146	175	3600	4500	54	91	1.5	1.42
22310	50	110	40	180	216	3200	4300	60	100	2.0	1.89
22311	55	120	43	214	258	3200	3800	65	110	2.0	2.42
22312	60	130	46	245	294	2800	3500	72	118	2.1	3.00
22313	65	140	48	268	324	2500	3300	77	128	2.1	3.60
22314	70	150	51	301	373	2000	2700	82	138	2.1	4.40
22315	75	160	55	352	451	2200	3000	87	148	2.1	5.43
22316	80	170	58	397	513	2000	2800	92	158	2.1	6.23
22317	85	180	60	433	556	2000	2500	99	166	2.5	7.50
22318	90	190	64	489	641	1800	2200	104	176	2.5	8.85
22319	95	200	67	536	709	1800	2200	109	186	2.5	10.20
22320	100	215	73	626	840	1700	2100	114	201	2.5	13.40
22322	110	240	80	716	963	1600	2000	124	226	2.5	18.25
22324	120	260	86	847	1154	1400	1800	134	246	2.5	22.30
22326	130	280	93	970	1340	1300	1700	148	262	3.0	29.06
22328	140	300	102	1140	1620	1100	1500	158	282	3.0	36.40
22330	150	320	108	1270	1850	1000	1400	168	302	3.0	42.80
22332	160	340	114	1070	1820	950	1300	178	322	3.0	50.20
22334	170	360	120	1180	2120	950	1300	188	342	3.0	59.60
22336	180	380	126	1290	2330	900	1200	198	362	3.0	69.85
22338	190	400	132	1430	2600	850	1050	212	378	4.0	80.90
22340	200	420	138	1530	2800	750	950	222	398	4.0	93.50
22344	220	460	145	2570	3450	700	900	242	438	4.0	120.00
22348	240	500	155	2950	4100	650	850	262	487	4.0	146.00
22352	260	540	165	3370	4700	600	800	288	512	5.0	191.00
22356	280	580	175	3600	5600	550	750	308	552	5.0	230.00
22360	300	620	185	3950	6000	500	700	336	584	6.0	265.00
22364	320	670	200	4530	6820	450	650	346	630	6.0	360.00
22368	340	710	212	5100	7800	400	600	368	680	6.0	411.00
22372	360	750	224	5650	8600	350	500	392	720	6.0	469.00
22376	380	780	230	6000	9300	300	500	415	740	6.0	518.00
22380	400	820	243	7400	10300	200	400	442	790	6.0	623.00

调心滚子产品数据表 CC/CA/MB/MA/E/E1

Product data sheet of self aligning roller

型号 Bearing No	尺寸 Dimensions (mm)			载荷 Load Ratings(Kn)		转速 (RPM)		安装尺寸 Mounting Dimensions(mm)			重量 Weight (kg)
								da	Da	ra	
	d	D	B	Cr	Cor	Grease	Oil	Min	Max	Max	
23022	110	170	45	278	461	2200	3000	120	160	2.0	3.92
23024	120	180	46	304	510	2000	2800	130	170	2.0	4.20
23026	130	200	52	383	644	1900	2600	140	190	2.0	6.30
23028	140	210	53	414	719	1800	2400	150	200	2.0	6.80
23030	150	225	56	451	790	1700	2200	162	213	2.1	8.20
23032	160	240	60	515	900	1700	2200	172	228	2.1	9.85
23034	170	260	67	626	1112	1600	2000	182	248	2.1	14.20
23036	180	280	74	730	1290	1400	1800	192	268	2.1	17.20
23038	190	290	75	767	1390	1300	1700	202	278	21	19.80
23040	200	310	82	890	1650	1200	1600	212	298	2.1	23.65
23044	220	340	90	1090	2040	1100	1500	234	326	2.5	28.80
23048	240	360	92	1160	2220	1000	1400	254	346	2.5	36.20
23052	260	400	104	1460	2850	900	1200	278	382	3.0	51.20
23056	280	420	106	1580	3030	850	1100	298	402	3.0	62.90
23060	300	460	118	1910	3800	800	1000	318	442	3.0	76.00
23064	320	480	121	2130	3610	800	1000	338	462	3.0	81.50
23068	340	520	133	2570	4400	700	900	362	498	4.0	104.00
23072	360	540	134	2150	4480	670	850	382	518	4.0	110.00
23076	380	560	135	2480	5000	630	800	402	538	40	125.00
23080	400	600	240	2550	5500	550	650	422	578	4.0	152.00
23084	420	620	150	2750	5850	450	600	442	598	4.0	160.00
23088	440	650	157	3550	6500	400	500	468	622	5.0	185.00
23092	460	680	163	3800	7140	370	480	488	652	5.0	208.00
23096	480	700	165	3800	6900	330	430	508	672	5.0	217.00
230/500	500	720	167	4100	7700	300	400	528	692	5.0	236.00
230/530	530	780	185	5000	10200	260	360	558	752	5.0	308.00
230/560	560	820	195	5020	10500	260	360	588	792	5.0	360.00
230/600	600	870	200	5900	11600	240	340	628	842	5.0	421.00
230/630	630	920	212	6500	12800	230	330	666	884	6.0	471.00
230/670	670	980	230	7400	14200	230	330	706	944	6.0	604.00
230/710	710	1030	236	8050	16200	200	280	746	994	6.0	660.00
230/750	750	1090	250	8150	18900	200	280	786	1054	6.0	780.00
230/800	800	1150	258	12200	20900	180	260	836	1114	6.0	890.00
230/850	850	1220	272	9050	22500	150	220	886	1184	6.0	1074.00
230/900	900	1280	280	9800	22500	150	220	936	1244	6.0	1220.00
230/950	950	1360	300	11300	26500	130	200	986	1324	6	1450.00
230/1000	1000	1420	308	12700	30500	130	200	1036	1384	6.0	1590.00
230/1060	1060	1500	325	13380	32300	120	160	1104	1456	8.0	2250.00
230/1180	1180	1660	355	15000	36000	110	150	1240	1600	8.0	2460.00
230/1250	1250	1750	375	17350	43650	100	120	1285	1715	8.0	2750.00

调心滚子产品数据表 CC/CA/MB/MA/E/E1

Product data sheet of self aligning roller

型号 Bearing No	尺寸 Dimensions (mm)			载荷 Load Ratings(Kn)		转速 (RPM)		安装尺寸 Mounting Dimensions(mm)			重量 Weight (kg)
								da	Da	ra	
	d	D	B	Cr	Cor	Grease	Oil	Min	Max	Max	
23120	100	165	52	330	520	2000	2800	110	155	2.0	5.05
23121	105	175	56	249	494	1900	2600	119	161	2.5	5.50
23122	110	180	56	386	613	1800	2400	120	170	2.0	6.23
23124	120	200	62	463	736	1800	2400	130	190	2.0	7.62
23126	130	210	64	492	812	1700	2200	140	200	2.0	8.62
23128	140	225	68	561	953	1600	2000	152	213	2.1	10.85
23130	150	250	80	747	1267	1400	1800	162	238	2.1	16.10
23132	160	270	86	870	1460	1300	1700	172	258	2.1	19.45
23134	170	280	88	911	1565	1200	1600	182	268	2.1	21.05
23136	180	300	96	1060	1850	1100	1500	194	286	2.5	26.90
23138	190	320	104	1200	2120	1000	1400	204	306	2.5	34.90
23140	200	340	112	1420	2530	950	1300	214	326	2.5	43.50
23144	220	370	120	1610	2900	900	1200	238	352	3.0	54.10
23148	240	400	128	1840	3310	850	1100	258	382	3.0	67.50
23152	260	440	144	2270	4190	800	1000	278	422	3.0	94.90
23156	280	460	146	2380	4410	750	900	302	438	4.0	102.30
23160	300	500	160	2660	4800	670	850	322	478	4.0	123.00
23164	320	540	176	3560	5700	630	800	342	518	4.0	165.00
23168	340	580	190	4040	6460	600	750	362	558	4.0	208.00
23172	360	600	192	4080	6850	560	700	382	578	4.0	222.00
23176	380	620	194	4300	7750	400	500	402	598	4.0	236.00
23180	400	650	200	4550	8200	380	480	428	622	5.0	265.00
23184	420	700	224	5320	9200	360	450	448	672	5.0	350.00
23188	440	720	226	5900	10000	340	430	468	692	5.0	377.00
23192	460	760	240	6300	11100	320	400	496	724	6.0	443.00
23196	480	790	248	6850	12000	300	380	516	754	6.0	485.00
231/500	500	830	264	7550	13800	280	360	536	794	6.0	580.00
231/530	530	870	272	8050	15300	280	360	566	834	6.0	643.00
231/560	560	920	280	9050	15900	260	340	596	884	6.0	740.00
231/600	600	980	300	10100	18800	240	320	636	944	6.0	894.00
231/630	630	1030	315	10200	20200	220	300	666	994	6.0	1050.00
231/670	670	1090	336	10800	22700	210	290	706	1054	6.0	1250.00
231/710	710	1150	345	11800	25200	200	280	754	1106	8.0	1430.00
231/750	750	1220	365	13350	28100	190	270	794	1176	8.0	1700.00
231/800	800	1280	375	14350	30550	180	260	844	1236	8.0	1920.00
231/850	850	1360	400	15600	33450	160	220	904	1306	10	2200.00
231/1000	1000	1580	462	20300	45600	100	130	965	1532	10	3500.00

调心滚子产品数据表 CC/CA/MB/MA/E/E1

Product data sheet of self aligning roller

型号 Bearing No	尺寸 Dimensions (mm)			载荷 Load Ratings(Kn)		转速 (RPM)		安装尺寸 Mounting Dimensions(mm)			重量 Weight (kg)
								da	Da	ra	
	d	D	B	Cr	Cor	Grease	Oil	Min	Max	Max	
23218	90	160	52.4	335	492	1900	2600	100	150	2.0	4.62
23220	100	180	60.3	428	637	1800	2300	112	168	2.1	6.82
23222	110	200	69.8	530	809	1600	2000	122	188	2.1	9.80
23224	120	215	76	620	968	1500	1900	132	203	2.1	11.80
23226	130	230	80	708	1092	1300	1700	144	216	2.5	13.95
23228	140	250	88	826	1320	1200	1600	154	236	2.5	18.60
23230	150	270	96	963	1560	1100	1500	164	256	2.5	23.96
23232	160	290	104	1112	1810	1000	1400	174	276	2.5	29.30
23234	170	310	110	1200	2030	950	1300	188	292	3.0	34.90
23236	180	320	112	1280	2170	900	1200	198	302	3.0	37.85
23238	190	340	120	1450	2490	850	1100	208	322	3.0	46.10
23240	200	360	128	1650	2870	800	1000	218	342	3.0	55.30
23244	220	400	144	2130	3720	750	950	238	382	3.0	78.30
23248	240	440	160	2560	4620	670	850	258	422	3.0	108.10
23252	260	480	174	2760	4700	630	800	282	458	4.0	141.00
23256	280	500	176	3080	5100	600	750	302	478	4.0	147.00
23260	300	540	192	3700	5950	530	670	322	518	4.0	192.00
23264	320	580	208	4180	6820	500	630	342	558	4.0	245.00
23268	340	620	224	5000	8150	450	570	368	592	5.0	300.00
23272	360	650	232	5130	7880	430	550	388	622	5.0	335.00
23276	380	680	240	5750	9300	410	530	408	652	5.0	380.00
23280	400	720	256	6450	11000	390	510	428	692	5.0	450.00
23284	420	760	272	7250	11900	370	490	456	724	6.0	548.00
23288	440	790	280	7700	12800	350	470	476	754	6.0	590.00
23292	460	830	296	8400	13600	320	440	496	794	6.0	698.00
23296	480	870	310	10600	15200	300	420	516	834	6.0	837.00
232/500	500	820	336	10600	18600	280	400	536	884	6.0	985.00
232/530	530	980	355	11000	20300	260	380	574	936	8.0	1165.00
232/560	560	1030	365	11150	21000	240	360	612	992	8.0	1350.00
232/600	600	1090	388	13100	25000	220	340	654	1048	8.0	1555.0
232/630	630	1150	412	13700	26800	190	300	684	1096	10	1850.00
232/670	670	1220	438	15600	30500	170	260	724	1166	10	2270.00
232/710	710	1280	450	15700	30500	160	220	764	1226	10	2470.00
232/750	750	1360	475	19000	37500	150	210	814	1296	12	2980.00
232/800	800	1420	488	19900	41000	130	170	864	1356	12	3320.00
232/850	850	1500	515	22300	45500	120	160	914	1436	12	3861.00
232/900	900	1580	515	23600	49000	110	140	964	1516	12	4247.00

圆锥滚子轴承
Tapered roller bearing

产品特性

- 主要适用于承受以径向载荷为主的径向与轴向联合载荷，圆锥滚子轴承接触越大，可承受的轴向载荷越大；
- 单列圆锥滚子轴承为分离型轴承，其内组件和外圈可以分别安装，在安装和使用过使用过程中可以调整轴承的径向游隙和轴向游隙；
- 圆锥滚子轴承一般采用钢板冲压保持架，尺寸较大时采用钢板焊接保持架或钢制支柱实体保持架。

结构与设计

包括单列圆锥滚子轴承，双列圆锥滚子轴承和四列圆锥滚子轴承等，其中有标准设计的公制轴承，也有英制轴承和根据不同工况设计的非标轴承，以适用不同应用工况。

主要应用

大型机床主轴、车轴轴箱、大功率减速器、轧钢机、支撑辊和工作辊。

Product characteristics

·It is mainly used to bear the combined radial and axial load, the greater the contact of tapered roller bearing is, The larger the axial load can bear;

·The single row tapered roller bearing is a separate type bearing. Its inner components and outer rings can be installed separately The radial clearance and axial clearance of the bearing can be adjusted;

·Tapered roller bearing generally adopts steel plate stamping cage, when the size is large, steel plate welded cage or steel pillar solid cage is used.

Structure and design

It includes single row tapered roller bearing, double row tapered roller bearing and four row tapered roller bearing. There are standard designed metric bearing, British bearing and non-standard bearing designed according to different working conditions to adapt to different application conditions.

Main applications

Large machine tool spindle, axle box, high power reducer, rolling mill, backup roll and work roll.

单列圆锥滚子轴承公制系列
Metric series of single row tapered roller bearings

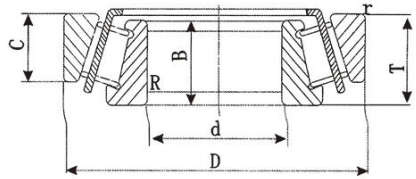

单列圆锥滚子轴承

序号 No.	轴承型号 Bearing type		外型尺寸（mm）Dimension							额定动负荷 Rated dynamic load Cr(Kn)	额定静负荷 Raled static load Cor(Kn)	重量 Weight(Kg)
	现行代号 The current code	原代号 The original code	d	D	B	C	T	Rmin	rmin			
302系列												
1	30200	7200E										
2	30201	7201E	12	32			10					0.046
3	30202	7202E	15	35	11	10	11.75	0.6	0.6	15	14.3	0.053
4	30203	7203E	17	40	12	11	13.25	1	1	20.7	21.9	0.079
5	30204	7204E	20	47	14	12	15.25	1	1	28.2	30.6	0.126
6	30205	7205E	25	52	15	13	16.25	1	1	32.2	37	0.153
7	30206	7206E	30	62	16	14	17.25	1	1	43.3	50.5	0.231
8	30207	7207E	35	72	17	15	18.25	1.5	1.5	54.2	63.5	0.332
9	30208	7208E	40	80	18	16	19.75	1.5	1.5	63	74	0.417
10	30209	7209E	45	85	19	16	20.75	1.5	1.5	67.9	83.6	0.473
11	30210	7210E	50	90	20	17	21.75	1.5	1.5	73.3	92.1	0.529
12	30211	7211E	55	100	21	18	22.75	2	1.5	90.8	113.7	0.715
13	30212	7212E	60	110	22	19	23.75	2	1.5	103.3	130	0.905
14	30213	7213E	65	120	23	20	24.75	2	1.5	120.6	152.6	1.13
15	30214	7214E	70	125	24	21	26.25	2	1.5	132.3	173.6	1.259
16	30215	7215E	75	130	25	22	27.25	2	1.5	138.4	185.4	1.36
17	30216	7216E	80	140	26	22	28.25	2.5	2	160.4	212.8	1.68
18	30217	7217E	85	150	28	24	30.5	2.5	2	177.6	236.8	2.06
19	30218	7218E	90	160	30	26	32.5	2.5	2	200.1	269.6	2.56
20	30219	7219E	95	170	32	27	34.5	3	2.5	226.6	309	3.06
21	30220	7220E	100	180	34	29	37	3	2.5	253.9	350.3	3.74
22	30221	7221E	105	190	36	30	39	3	2.5	285.3	398.6	4.38
23	30222	7222E	110	200	38	32	41	3	2.5	314.9	443.6	5.233
24	30224	7224E	120	215	40	34	43.5	2.5	2	335	487	6.28
25	30226	7226E	130	230	40	34	43.75	3	2.5	364	525	7.25
26	30228	7228E	140	250	42	36	45.75	4	3	407	589	8.74
27	30230	7230E	150	270	45	38	49	4	3	449	651	10.7
28	30232	7232E	160	290	48	40	52	4	3	509	744	13.1
29	30234	7234E	170	310	52	43	57	5	4	616	865	16.1
30	30236	7236E	180	320	52	43	57	5	4	583	815	16.6
31	30238	7238E	190	340	55	46	60	5	4	721	1000	20.1

单列圆锥滚子轴承公制系列

Metric series of single row tapered roller bearings

序号 No.	轴承型号 Bearing type		外型尺寸（mm）Dimension							额定动负荷 Rated dynamic load Cr(Kn)	额定静负荷 Raled static load Cor(Kn)	重量 Weight(Kg)
	现行代号 The current code	原代号 The original code	d	D	B	C	T	Rmin	rmin			
32	30240	7240E	200	360	58	48	64	5	4	792	1120	23.8
33	30244	7244E	220	400	65	54	72	5	4	887	1373	33.6
303系列												
1	30302	7302E	15	42	13	11	14.25	1	1	22.9	21.6	0.094
2	30303	7303E	17	47	14	12	15.25	1	1	28.3	27.3	0.129
3	30304	7304E	20	52	15	13	16.25	1.5	1.5	33.1	33.2	0.166
4	30305	7305E	25	62	17	15	18.25	1.5	1.5	46.9	48.1	0.266
5	30306	7306E	30	72	19	16	20.75	1.5	1.5	59	63.1	0.385
6	30307	7307E	35	80	21	18	22.75	2	1.5	75.3	82.6	0.515
7	30308	7308E	40	90	23	20	25.25	2	1.5	90.9	107.6	0.748
8	30309	7309E	45	100	25	22	27.25	2	1.5	108.9	129.8	0.987
9	30310	7310E	50	110	27	23	29.25	2.5	2	130.1	157.1	1.289
10	30311	7311E	55	120	29	25	31.5	2.5	2	153.3	187.6	1.635
11	30312	7312E	60	130	31	26	33.5	3	2.5	192.7	209.9	2.003
12	30313	7313E	65	140	33	28	36	3	2.5	195.9	241.7	2.44
13	30314	7314E	70	150	35	30	38	3	2.5	219	271.7	2.98
14	30315	7315E	75	160	37	31	40	3	2.5	252.8	318.8	3.586
15	30317	7317E	85	180	41	34	44.5	4	3	304.9	388.2	4.96
16	30318	7318E	90	190	43	36	46.5	4	3	342	440	5.8
17	30319	7319E	95	200	45	38	49.5	4	3	368	483	6.8
18	30320	7320E	100	215	47	39	51.5	4	3	402	490	8.22
19	30321	7321E	105	225	49	41	53.5	4	3	432	568	9.38
20	30322	7322E	110	240	50	42	54.5	4	3	471	619	11
21	30324	7324E	120	260	55	46	59.5	4	3	562	754	14.2
22	30326	7326E	130	280	58	49	63.75	5	4	605	780	17.4
23	30328	7328E	140	300	62	53	67.75	5	4	721	985	27.2
24	30330	7330E	150	320	65	55	72	5	4	825	1060	25.5
25	30332	7332E	160	340	68	58	75	5	4	880	1400	29.5
26	30334	7334E	170	360	72	62	80	5	4	1020	1340	35.6
27	30336	7336E	180	380	75							39.7
28	30338	7338E	190	400	78							46.2
29	30340	7340E	200	420	80							53.5
30	30344	7344E	220	460	88							69
31	30348	7348E	240	500	105							88.9
32	30352	7352E	260	540	114							108
322系列												
1	32203	7503E	17	40	16	14	17.25	1	1	27.4	27.5	0.105
2	32204	7504E	20	47	18	15	19.25	1	1	30.3	34.7	0.157
3	32205	7505E	25	52	18	16	19.25	1	1	41.3	49.2	0.2
4	32206	7506E	30	62	20	17	21.25	1	1.5	51.8	63.7	0.287
5	32207	7507E	35	72	23	19	24.25	1.5	1.5	70.6	89.5	0.447

单列圆锥滚子轴承公制系列

Metric series of single row tapered roller bearings

序号 No.	轴承型号 Bearing type		外型尺寸（mm）Dimension							额定动负荷 Rated dynamic load Cr(Kn)	额定静负荷 Raled static load Cor(Kn)	重量 Weight(Kg)
	现行代号 The current code	原代号 The original code	d	D	B	C	T	Rmin	rmin			
6	32208	7508E	40	80	23	19	24.75	1.5	1.5	77.9	97.2	0.531
7	32209	7509E	45	85	23	19	24.75	1.5	1.5	80.7	104	0.573
8	32210	7510E	50	90	23	19	24.75	1.5	1.5	82.8	107.6	0.626
9	32211	7511E	55	100	25	21	26.75	2	1.5	108	142.3	0.853
10	32212	7512E	60	110	28	24	29.75	2	1.5	132.8	179.6	1.168
11	32213	7513E	65	120	31	27	32.75	2	1.5	160.9	221.7	1.544
12	32214	7514E	70	125	31	27	33.25	2	1.5	168.5	237.1	1.643
13	32215	7515E	75	130	31	27	33.25	2	1.5	170.3	242.1	1.75
14	32216	7516E	80	140	33	28	35.25	2.5	2	198.1	279	2.132
15	32217	7517E	85	150	36	30	38.5	2.5	2	226.7	324	2.68
16	32218	7518E	90	160	40	34	42.5	2.5	2	269.8	395.5	3.47
17	32219	7519E	95	170	43	37	45.5	3	2.5	302.5	448.4	4.24
18	32220	7520E	100	180	46	39	49	3	2.5	341	512	5.1
19	32221	7521E	105	190	50	43	53	3	2.5	380	581	6.26
20	32222	7522E	110	200	53	46	56	3	2.5	431.7	666.3	7.446
21	32224	7524E	120	215	58	50	61.5	3	2.5	475	764	9.26
22	32226	7526E	130	230	64	54	67.75	4	3	549	895	11.4
23	32228	7528E	140	250	68	58	71.75	4	3	643.7	1049.3	14.4
24	32230	7530E	150	270	73	60	77	4	3	721.3	1181.8	18.2
25	32232	7532E	160	290	80	67	84	4	3	856.5	1434.6	23.3
26	32234	7534E	170	310	86		91			968	1640	28.6
27	32236	7536E	180	320	86		91			998	1720	29.9
28	32238	7538E	190	340	92		97			1120	1900	36.1
29	32240	7540E	200	360	98		104			1320	2180	43.2
30	32244	7544E	220	400	108		114			1190	1930	48.1
31	32248	7548E	240	440	120		127			1530	2480	81.3
32	32252	7552E	260	480	130		137			1760	2870	102
323系列												
1	32303	7603E	17	47	19	16	20.25	1	1	36.3	35.3	0.173
2	32305	7605E	25	62	24	20	25.25	1.5	1.5	68.8	61.6	0.368
3	32306	7606E	30	72	27	23	28.75	1.5	1.5	96.4	81.6	0.563
4	32307	7607E	35	80	31	25	32.75	2	1.5	118.3	99	0.767
5	32308	7608E	40	90	33	27	35.25	2	1.5	147.8	115.7	1.049
6	32309	7609E	45	100	36	30	38.25	2	1.5	189.4	145.3	1.41
7	32310	7610E	50	110	40	33	42.25	2.5	2	236.1	177.5	1.936
8	32311	7611E	55	120	43	35	45.5	2.5	2	271.4	203	2.37
9	32312	7612E	60	130	46	37	48.5	3	2.5	303	226.7	2.9
10	32313	7613E	65	140	48	39	51	3	2.5	349.8	259.6	3.53
11	32314	7614E	70	150	51	42	54	3	2.5	408.5	298.9	4.35
12	32315	7615E	75	160	55	45	58	3	2.5	347.4	483.1	5.37
13	32316	7616E	80	170	58	48	61.5	3	2.5	387.9	543.1	6.38

调心球轴承/技术参数

Self aligning ball bearing/technical parameters

型号	内径(mm)	外径(mm)	宽度(mm)	脂润滑转速 (r/min)	油润滑转速 (r/min)	重量(kg)
1500	10	30	14	23000	29000	0.047
1501	12	32	14	21000	26000	0.053
1502	15	35	14	18000	22000	0.060
1503	17	40	16	16000	20000	0.088
1504	20	47	18	14000	17000	0.140
1505	25	52	18	12000	15000	0.163
1506	30	62	20	10000	12000	0.260
1507	35	72	23	8500	10000	0.403
1508	40	80	23	7600	9300	0.505
1509	45	85	23	7000	8500	0.590
1510	50	90	23	6500	7900	0.810
1511	55	100	25	5800	7100	1.091
1512	60	110	28	5300	6500	1.453
1513	65	120	31	4900	5900	1.628
1514	70	125	31	4500	5600	1.628
1515	75	130	31	4300	5300	2.011
1516	80	140	33	4100	5000	2.529
1517	85	150	36	3800	4600	3.392
1518	90	160	40	3500	4300	4.161
1519	95	170	43	3300	4000	4.979
1520	100	180	46	3100	3800	6.073

调心球轴承/技术参数

Self aligning ball bearing/technical parameters

型号	内径(mm)	外径(mm)	宽度(mm)	脂润滑转速 (r/min)	油润滑转速 (r/min)	重量(kg)
1600	10	35	17	18000	24000	0.085
1601	12	37	17	16000	22000	0.095
1602	15	42	17	14000	20000	0.141
1603	17	47	19	13000	18000	0.158
1604	20	52	21	11000	15000	0.209
1605	25	62	24	9400	13000	0.335
1606	30	72	27	8000	11000	0.500
1607	35	80	31	7100	9800	0.675
1608	40	90	33	6200	8600	0.925
1609	45	100	36	5600	7700	1.232
1610	50	110	40	5100	7000	1.645
1611	55	120	43	4600	6400	2.109
1612	60	130	46	4200	5800	2.597
1613	65	140	48	3800	5300	3.231
1614	70	150	51	3600	4900	4.232
1615	75	160	55	3400	4600	5.130
1616	80	170	58	3100	4300	6.109
1617	85	180	60	3000	4100	7.051
1618	90	190	64	2800	3900	8.440

圆柱孔圆柱滚子轴承的径向游隙（ISO）

Radial clearance of cylindrical roller Bearings (ISO)

公称内径d/mm		2组		0组		3组		4组		5组	
>	≤	min	max	min	max	min	max	min	max	min	max
	10	0	25	20	45	35	60	50	75		
10	24	0	25	20	45	35	60	50	75	65	90
24	30	0	25	20	45	35	60	50	75	70	95
30	40	5	30	25	50	45	70	60	85	80	105
40	50	5	35	30	60	50	80	70	100	95	125
50	65	10	40	40	70	60	90	80	110	110	140
65	80	10	45	40	75	65	100	90	125	130	165
80	100	15	50	50	85	75	110	105	140	155	190
100	120	15	55	50	90	85	125	125	165	180	220
120	140	15	60	60	105	110	145	145	190	200	245
140	160	20	70	70	120	115	165	165	215	225	275
160	180	25	75	75	125	120	170	170	220	250	300
180	200	35	90	90	145	140	195	195	250	275	330
200	225	45	105	105	165	160	220	220	280	305	365
225	250	45	110	110	175	170	235	235	300	330	395
250	280	55	125	125	195	190	260	260	330	370	440
280	315	55	130	130	205	200	275	275	350	410	485
315	355	65	145	145	225	225	305	305	385	455	535
355	400	100	190	190	280	280	370	370	460	510	600
400	450	110	210	210	310	310	410	410	510	564	665
450	500	110	220	220	330	330	440	440	550	625	735

高端圆柱滚子轴承

High-end cylindrical roller bearings

调心滚子产品数据表 CC/CA/MB/MA/E/E1

Product data sheet of self aligning roller

型号 Bearing No	尺寸 Dimensions (mm)			载荷 Load Ratings(Kn)		转速 (RPM)		安装尺寸 Mounting Dimensions(mm)			重量 Weight (kg)
								da	Da	ra	
	d	D	B	Cr	Cor	Grease	Oil	Min	Max	Max	
24013	65	100	35	110	165	2800	3800	74	90	1.0	0.96
24015	75	115	40	164	250	2600	3500	82	106	1.0	1.48
24018	90	140	50	230	320	2400	3200	100	125	1.5	2.98
24020	100	150	50	251	448	2400	3000	110	140	2.0	3.20
24022	110	170	60	380	600	2100	2800	120	170	2.0	5.05
24024	120	180	60	400	675	2000	2700	130	170	2.0	5.15
24026	130	200	69	472	852	2000	2700	140	190	2.0	7.45
24028	140	210	69	488	895	1900	2600	150	200	2.0	8.12
24030	150	225	75	570	1070	1800	2500	162	213	2.0	11.10
24032	160	240	80	652	1230	1700	2400	172	228	2.0	12.10
24034	170	260	90	792	1520	1600	2300	182	248	2.0	16.45
24036	180	280	100	928	1820	1500	2100	192	268	2.0	22.10
24038	190	290	100	975	1910	1300	1800	202	278	2.0	22.95
24040	200	310	109	1120	2220	1200	1600	212	298	2.5	29.40
24044	220	340	118	1370	2760	1200	1500	234	326	2.5	39.20
24048	240	360	118	1440	2930	1000	1300	254	346	3.0	40.90
24052	260	400	140	1840	3850	940	1200	278	382	3.0	63.00
24056	280	420	140	1960	4100	900	1100	298	402	3.0	66.00
24060	300	460	160	2430	5160	840	1000	318	442	3.0	95.20
24064	320	480	160	2700	5100	790	1000	338	462	4.0	106.00
24068	340	520	180	3280	5890	720	900	362	498	4.0	139.00
24072	360	540	180	3370	6220	670	840	382	518	4.0	147.00
24076	380	560	180	3420	7000	670	840	402	538	4.0	152.00
24080	400	600	200	4090	7800	600	750	422	578	4.0	202.00
24084	420	620	200	4180	8450	570	720	442	598	5.0	210.00
24088	440	650	212	4550	9100	540	670	468	622	5.0	245.00
24092	460	680	218	4900	10200	510	640	488	652	5.0	277.00
24096	480	700	218	5000	10400	500	630	508	672	5.0	285.00
240/500	500	720	218	5200	10450	480	600	528	692	5.0	298.00
240/530	530	780	250	6350	12700	450	550	558	752	5.0	410.00
240/560	560	820	258	6950	13800	420	520	588	792	5.0	465.00
240/600	600	870	272	8100	16500	390	490	628	842	6.0	550.00
240/630	630	920	290	7350	17100	350	450	666	884	6.0	660.00
240/670	670	980	308	9700	19900	340	430	706	944	6.0	790.00
240/710	710	1030	315	8900	21600	320	410	746	994	6.0	880.00
240/750	750	1090	335	9730	25000	300	390	786	1054	6.0	1065.00
240/800	800	1150	345	12200	30500	290	370	836	1114	6.0	1246.00
240/850	850	1220	365	12500	31500	270	350	886	1184	6.0	1394.00
240/900	900	1280	375	12800	31500	230	330	936	1244	6.0	1880.00
240/950	950	1360	412	14600	39000	200	300	986	1324	6.0	1990.00
240/1000	1000	1420	412	15600	40000	160	260	1036	1384	6.0	2100.00
240/1060	1060	1500	438	17200	45000	130	200	1104	1456	8.0	2490.00
240/1120	1120	1580	462	18100	48500	100	170	1164	1536	8.0	2790.00

调心滚子产品数据表 CC/CA/MB/MA/E/E1

Product data sheet of self aligning roller

型号 Bearing No	尺寸 Dimensions (mm)			载荷 Load Ratings(Kn)		转速 (RPM)		安装尺寸 Mounting Dimensions(mm)			重量 Weight (kg)
								da	Da	ra	
	d	D	B	Cr	Cor	Grease	Oil	Min	Max	Max	
24122	110	180	69	472	798	1800	2200	120	170	2.0	6.73
24124	120	200	80	575	998	1600	1900	130	190	2.0	9.62
24126	130	210	80	585	1030	1200	1600	140	200	2.0	10.25
24128	140	225	85	670	1200	1200	1800	152	213	2.1	12.45
24130	150	250	100	890	1600	1000	1300	162	238	2.1	18.95
24132	160	270	109	1040	1880	1000	1300	172	258	2.1	24.70
24134	170	280	109	1070	1930	900	1200	182	268	2.1	26.50
24136	180	300	118	1210	2220	800	1100	194	286	2.5	33.00
24138	190	320	128	1410	2590	700	1000	204	306	2.5	40.50
24140	200	340	140	1620	3030	700	900	214	326	2.5	49.00
24144	220	370	150	1900	3580	700	950	238	352	3.0	62.50
24148	240	400	160	2160	4090	650	850	258	382	3.0	77.20
24152	260	440	180	2730	5330	600	800	278	422	3.0	106.80
24156	280	460	180	2810	5480	560	750	302	438	4.0	113.50
24160	300	500	200	3560	5990	550	750	322	478	4.0	159.00
24164	320	540	218	4660	6950	530	730	342	518	4.0	210.00
24168	340	580	243	5040	8220	510	710	362	558	4.0	260.00
24172	360	600	243	5320	8840	500	700	382	578	4.0	277.00
24176	380	620	243	5420	9310	580	680	402	598	4.0	293.00
24180	400	650	250	5890	10070	550	650	428	622	5.0	326.00
24184	420	700	280	7000	11950	530	630	448	672	5.0	433.00
24188	440	720	280	7120	12500	500	600	468	692	5.0	452.00
24192	460	760	300	7850	14400	450	550	496	724	6.0	558.00
24196	480	790	308	8550	14900	400	500	516	754	6.0	605.00
241/500	500	830	325	9300	16100	370	470	536	794	6.0	745.00
241/530	530	870	335	10000	18300	330	430	566	834	6.0	830.00
241/560	560	920	350	11400	20500	300	400	596	884	6.0	956.00
241/600	600	980	375	10900	22400	280	380	636	944	6.0	1140.00
241/630	630	1030	400	12000	25600	250	350	666	994	6.0	1400.00
241/670	670	1090	412	14000	31500	220	320	706	1054	6.0	1575.00
241/710	710	1150	438	14400	30800	190	270	754	1106	8.0	1800.00
241/750	750	1220	475	16400	37000	150	220	792	1175	8.0	2100.00
241/800	800	1280	475	17500	38400	130	200	842	1238	8.0	2300.00
241/850	850	1360	500	19200	42700	100	150	898	1312	10	2700.00

单列圆锥滚子轴承公制系列

Metric series of single row tapered roller bearings

序号 No.	轴承型号 Bearing type		外型尺寸（mm）Dimension							额定动负荷 Rated dynamic load Cr(Kn)	额定静负荷 Raled static load Cor(Kn)	重量 Weigh t(Kg)
	现行代号 The current code	原代号 The original code	d	D	B	C	T	Rmin	rmin			
14	32317	7617E	85	180	60	49	63.5	4	3	421.8	592.8	7.31
15	32318	7618E	90	190	64	53	67.5	4	3	478.3	683.3	8.81
16	32319	7619E	95	200	67	55	71.5	4	3	516.1	737.7	10.1
17	32320	7620E	100	215	73	60	77.5	4	3	600.1	872.2	13
18	32321	7621E	105	225	77	63	81.5	4	3	647.2	945.2	14.8
19	32322	7622E	110	240	80	65	84.5	4	3	723.7	1064.4	17.8
20	32324	7624E	120	260	86	69	90.5	4	3	825.8	1226.2	22.1
21	32326	7626E	130	280	93	78	98.75	4	3	506	847	26.6
22	32328	7628E	140	300	102	85	107.75				392	33.9
23	32330	7630E	150	320	108	90	114					41.4
24	32332	7632E	160	340	114	95	121	5	4	1168	1876	48.3
25	32334	7634E	170	360	120	100	127					57
26	32336	7636E	180	380	126	106	134	3.7	1.3	1300	1760	66.8
27	32338	7638E	190	400	132	109	140					78.9
28	32340	7640E	200	420	138	115	146					90.9
29	32344	7644E	220	460	154							108
30	32348	7648E	240	500	165							137
31	32352	7652E	260	540	176							187
320系列												
1	32004	2007104E	20	42	15	12	15	0.6	0.6	28.2	25.1	0.095
2	32005	2007105E	25	47	15	11.5	15	0.6	0.6	34.1	28	0.111
3	332006	2007106E	30	55	17	13	17	1	1	46.8	35.7	0.171
4	32007	2007107E	35	62	18	14	18	1	1	59.2	43.2	0.224
5	32008	2007108E	40	68	19	14.5	19	2	1	71.1	51.9	0.268
6	32009	2007109E	45	75	20	15.5	20	1	1	81.4	58.4	0.337
7	32010	2007110E	50	80	20	15.5	20	3	1	89	61.1	0.362
8	32011	2007111E	55	90	23	17.5	23	1.5	1.5	117.2	80.2	0.551
9	32012	2007112E	60	95	23	17.5	23	1.5	1.5	122.2	81.7	0.59
10	32013	2007113E	65	100	23	17.5	23	1.5	1.5	127.3	82.8	0.63
11	32014	2007114E	70	110	25	19	25	1.5	1.5	160.1	104.3	0.85
12	32015	2007115E	75	115	25	19	25	1.5	1.5	160.2	103.1	0.875
13	32016	2007116E	80	125	29	22	29	1.5	1.5	220	141	1.27
14	32017	2007117E	85	130	29	22	29	1.5	1.5	220.3	139.8	1.32
15	32018	2007118E	90	140	32	24	32	2	1.5	271	171.3	1.73
16	32019	2007119E	95	145	32	24	32	2	1.5	168	168	1.88
17	32020	2007120E	100	150	32	24	32	2	1.5	281.7	173.1	1.873
18	32021	2007121E	105	160	35	26	35	2.5	2	335.8	205.4	2.4
19	32022	2007122E	110	170	38	29	38	2.5	2	403.4	245.7	2.972
20	32024	2007124E	120	180	38	29	38	2.5	2	404.4	242.1	3.18
21	32026	2007126E	130	200	45	34	45	2.5	2	314	540	4.95
22	32028	2007128E	140	210	45	34	45	2.5	2	330	585	5.25

单列圆锥滚子轴承公制系列

Metric series of single row tapered roller bearings

序号 No.	轴承型号 Bearing type		外型尺寸（mm）Dimension							额定动负荷 Rated dynamic load Cr(Kn)	额定静负荷 Raled static load Cor(Kn)	重量 Weigh t(Kg)
	现行代号 The current code	原代号 The original code	d	D	B	C	T	Rmin	rmin			
23	32030	2007130E	150	225	48	36	48	3	2.5	367.6	635.8	6.25
24	32032	2007132E	160	240	51	38	51	3	2.5	419.6	734.5	7.66
25	32034	2007134E	170	260	57	43	57	3	2.5	519.4	920.5	10.4
26	32036	2007136E	180	280	64	48	64	3	2.5	640.6	1151.3	14.1
27	32038	2007138E	190	290	64	48	64	3	2.5	653.2	1178.5	14.6
28	32040	2007140E	200	310	70.5		70					18.9
29	32044	2007144E	220	340	76.5		76					24.4
30	32048	2007148E	240	360	76.5		76					25.9
31	32052	2007152E	260	400	87.7		87					38
32	32056	2007156E	280	420	87.7		87					40.2
33	32060	2007160E	300	460	100.7		100					57.5
34	32064	2007164E	320	480	100.7							
329系列												
1	32904	2007904E	20	37	12	9	12	0.3	0.3	13.2	17.5	0.056
2	32905	2007905E	25	42	12	9	12	0.3	0.3	16	21	0.064
3	32906	2007906E	30	47	12	9	12	0.3	0.3	17	23.2	0.073
4	32907	2007907E	35	55	14	11.5	14	0.6	0.6	27.8	39.6	0.123
5	32908	2007908E	40	62	15	12	15	0.6	0.6	33.5	48.5	0.161
6	32909	2007909E	45	68	15	12	15	0.6	0.6	34.7	52.4	0.187
7	32910	2007910E	50	72	15	12	15	0.6	0.6	35.9	56.3	0.193
8	32911	2007911E	55	80	17	14	17	1	1	44.6	73.3	0.282
9	32912	2007912E	60	85	17	14	17	1	1	46	73	0.306
10	32913	2007913E	65	90	17	14	17	1	1	45.5	73.2	0.323
11	32914	2007914E	70	100	20	16	20	1	1	70.8	115	0.049
12	32915	2007915E	75	105	20	16	20	1	1	78.2	125	0.53
13	32916	2007916E	80	110	20	16	20	1	1	79.2	128	0.56
14	32917	2007917E	85	120	23	18	23	1.5	1.5	96.8	165	0.8
15	32918	2007918E	90	125	23	18	23	1.5	1.5	95.8	165	0.841
16	32919	2007919E	95	130	23	18	23	1.5	1.5	97.2	170	0.877
17	32920	2007920E	100	140	23	18	23	1.5	1.5	128	218	1.18
18	32921	2007921E	105	145	25	20	25	1.5	1.5	128	225	1.23
19	32922	2007922E	110	150	25	20	25	1.5	1.5	80	138	1.29
20	32924	2007924E	120	165	29	23	29			172	318	1.8
21	32926	2007926E	130	180	32	25	32	2	1.5	136	249	2.42
22	32928	2007928E	140	190	32	25	32					2.47
23	32930	2007930E	150	210	38	30	38					3.87
24	32932	2007932E	160	220	38	30	38					4.07
25	32934	2007934E	170	230	38	30	38					4.33
26	32936	2007936E	180	250	45	34	45					6.44
27	32938	2007938E	190	260	45	134	45					6.66
28	32940	2007940E	200	280	51	39	51					9.43

推力球轴承数据表/DATA SHEET OF THRUST BALL BEARING

轴承型号 Bearing No		尺寸(mm) Dimensions			重量 Weiight (kg)	轴承型号 Bearing No		尺寸(mm) Dimensions			重量 Weiight (kg)
新型号	原型号	d	D	T		新型号	原型号	d	D	T	
51100	8100	10	24	9	0.0192	59188	9008188	440	540	60	28.1700
51101	8101	12	26	9	0.0214	51192	8192	460	560	80	43.0000
51102	8102	15	28	9	0.0230	51196	8196	480	580	80	43.9000
51103	8103	17	30	9	0.0251	511/500	81/500	500	600	80	45.6600
51104	8104	20	35	10	0.0370	511/530	81/530	530	640	85	55.8000
51105	8105	25	42	11	0.0558	511/600	81/600	600	710	85	64.9000
51106	8106	30	47	11	0.0602	511/670	81/670	670	800	105	113.9200
51107	8107	35	52	12	0.0720						
51108	8108	40	60	13	0.1150	51200	8200	10	26	11	0.0290
51109	8109	45	65	14	0.1410	51201	8201	12	28	11	0.0320
51110	8110	50	70	14	0.1520	51202	8202	15	32	12	0.0450
51111	8111	55	78	16	0.2270	51203	8203	17	35	12	0.0510
51112	8112	60	85	17	0.2760	51204	8204	20	40	14	0.0760
51113	8113	65	90	17	0.3200	51205	8205	25	47	15	0.1090
51114	8114	70	95	18	0.3440	51206	8206	30	52	16	0.1320
51115	8115	75	100	19	0.3850	51207	8207	35	62	18	0.2150
51116	8116	80	105	19	0.4080	51208	8208	40	68	19	0.2590
51117	8117	85	110	19	0.4260	51209	8209	45	73	20	0.3020
51118	8118	90	120	22	0.6510	51210	8210	50	78	22	0.3710
51120	8120	100	130	25	0.9500	51211	8211	55	90	25	0.5870
51120M	8120	100	130	25	1.0400	51212	8212	60	95	26	0.6710
51122	8122	110	145	25	1.0700	51213	8213	65	100	27	0.7470
51122M	8122	110	145	25	1.0400	51214	8214	70	105	27	0.7830
51124	8124	120	155	25	1.1300	51215	8215	75	110	27	0.8380
51124M	8124	120	155	25	1.2000	51216	8216	80	115	28	0.9210
51126	8126	130	170	30	1.7000	51217	8217	85	125	31	1.2380
51126M	8126	130	170	30	1.8900	51217M	8217	85	125	31	1.2380
51128	8128	140	180	31	1.8500	51218	8218	90	135	35	1.6900
51128M	8128	140	180	31	2.4000	51218M	8218	90	135	35	1.6900
51130	8130	150	190	31	1.9700	51220	8220	100	150	38	2.2550
51130M	8130	150	190	31	2.5000	51220M	8220	100	150	38	2.2500
51132	8132	160	200	31	2.0800	51222	8222	110	160	38	2.4400
51132M	8132	160	200	31	2.6000	51222M	8222	110	160	38	2.4200
51134	8134	170	215	34	3.3000	51224	8224	120	170	39	2.6800
51134M	8134	170	215	34	3.6500	51224M	8224	120	170	39	2.7600
51136	8136	180	225	34	3.5000	51226	8226	130	190	45	3.9300
51136M	8136	180	225	34	3.8000	51226M	8226	130	190	45	
51138	8138	190	240	37	4.0500	51228	8228	140	200	46	4.3800
51138M	8138	190	240	37	4.4000	51228M	8228	140	200	46	4.6000
51140	8140	200	250	37	4.2500	51230	8230	150	215	50	5.6400
51140M	8140	200	250	37	4.6000	51230M	8230	150	215	50	6.1000
51144	8144	220	270	37	4.1600	51232	8232	160	225	51	6.1200
51144M	8144	220	270	37	4.5600	51232M	8232	160	225	51	6.7000
51148	8148	240	300	45	7.4900	51234	8234	170	240	55	7.4200
51148M	8148	240	300	45	7.5500	51234M	8234	170	240	55	8.3000
51152	8152	260	320	45	7.9300	51236	8236	180	250	56	8.0600
51152M	8152	260	320	45	8.1000	51236M	8236	180	250	56	8.9000
51156	8156	280	350	53	12.3000	51238	8238	190	270	62	10.6000
51156M	8156	280	350	53	12.0000	51238M	8238	190	270	62	11.9000
51160	8160	300	380	62	17.5000	51240	8240	200	280	62	12.7000
51160M	8160	300	380	62	17.2000	51240M	8240	200	280	62	12.4000
51164	8164	320	400	63	18.7600	51244	8244	220	300	63	13.7000
569164	9168164	320	400	48	11.6000	51244M	8244	220	300	63	13.7000
51168	8168	340	420	64	19.7600	51252	8252	260	360	79	25.5000
51172	8172	360	440	65	22.0000	51252M	8252	260	360	79	25.5000
51180	8180	400	480	65	23.8000	51256	8256	280	380	90	27.8000
51184	8184	420	500	65	25.2000	51260	8260	300	420	95	42.5000
569184	916184	420	500	48	15.9000	51260M	8260	300	420	95	42.7500

推力球轴承数据表/DATA SHEET OF THRUST BALL BEARING

轴承型号 Bearing No		尺寸(mm) Dimensions			重量 Weiight (kg)	轴承型号 Bearing No		尺寸(mm) Dimensions			重量 Weiight (kg)
新型号	原型号	d	D	T		新型号	原型号	d	D	T	
51264	8264	320	440	95	42.970	51414M	8414	70	150	60	
51268	8268	340	460	96	44.980	51415	8415	75	160	65	6.170
51272	8272	360	500	110	49.180	51415M	8415	75	160	65	
51280	8280	400	540	112	74.490	51416	8416	80	170	72	8.500
512/500M	82/500	500	670	135	137.00	51416M	8416	80	170	72	8.500
						51417	8417	85	180	75	8.360
51304	8304	20	47	18	0.146	51417M	8417	85	180	75	10.000
51305	8305	25	52	18	0.168	51418	8418	90	190	77	10.500
51306	8306	30	60	21	0.258	51418M	8418	90	190	77	10.200
51307	8307	35	68	24	0.370	51420	8420	100	210	85	13.500
51308	8308	40	78	26	0.520	51420M	8420	100	210	85	15.500
51309	8309	45	85	28	0.685	51422	8422	110	230	95	18.200
51310	8310	50	95	31	0.937	51422M	8422	110	230	95	19.450
51311	8311	55	105	35	1.290	51424	8424	120	250	102	25.500
51312	8312	60	110	35	1.390	51424M	8424	120	250	102	
51313	8313	65	115	36	1.550	51426	8426	130	270	110	32.000
51314	8314	70	125	40	2.010	51426M	8426	130	270	110	29.700
51315	8315	75	135	44	2.620	51428	8428	140	280	112	29.700
51316	8316	80	140	44	2.760	51428M	8428	140	280	112	
51316M	8316	80	140	44	3.000	51430	8430	150	300	120	41.600
51317	8317	85	150	49	3.550	51430M	8430	150	300	120	
51317M	8317	85	150	49	3.570						
51318	8318	90	155	50	3.810	52202	38202	10	32	22	0.083
51318M	8318	90	155	50	3.830	52204	38204	15	40	26	0.130
51320	8320	100	170	55	6.000	52205	38205	20	47	28	0.209
51320M	8320	100	170	55	6.180	52206	38206	25	52	29	0.260
51322	8322	110	190	63	7.130	52207	38207	30	62	34	0.410
51322M	8322	110	190	63	7.900	52208	38208	30	68	36	0.485
51324	8324	120	210	70	9.900	52209	38209	35	73	37	0.609
51324M	8324	120	210	70	10.900	52210	38210	40	78	39	0.716
51326	8326	130	225	75	13.300	52211	38211	45	90	45	1.100
51326M	8326	130	225	75	13.300	52212	38212	50	95	46	1.220
51328	8328	140	240	80	14.200	52213	38213	55	100	47	1.290
51328M	8328	140	240	80	14.094	52214	38214	55	105	47	1.360
51330	8330	150	250	80	15.000	52215	38215	60	110	47	1.570
51330M	8330H	150	250	80	16.700	52216	38216	65	115	48	1.670
51332M	8332H	160	270	87	20.456	52217	38217	70	125	55	2.190
51334M	8334H	170	280	87	23.400	52218	38218	75	135	62	3.140
51336M	8336H	180	300	95	27.500	52220	38220	85	150	67	4.060
51338M	8338H	190	320	105	41.000	52222	38222	95	160	67	4.520
51340M	8340H	200	340	110	44.000	52224	38224	100	170	68	5.300
						52226	38226	110	190	80	7.910
51405	8405	25	60	24	0.325	52228	38228	120	200	51	8.330
51406	8406	30	70	28	0.513	52230	38230	130	215	89	10.400
51407	8407	35	80	32	0.756	52232	38232	140	225	90	12.000
51408	8408	40	90	36	1.090	52234	38234	150	240	97	14.000
51409	8409	45	100	39	1.440	52236	38236	150	250	98	14.900
51410	8410	50	110	43	1.920	52238	38238	160	270	109	24.300
51411	8411	55	120	48	2.530	52240	38240	170	280	109	22.700
51412	8412	60	130	51	3.190	52305	38305	20	52	34	0.330
51413	8413	65	140	56	4.090	52306	38306	25	60	38	0.480
51414	8414	70	150	60	5.380						

推力球轴承数据表/DATA SHEET OF THRUST BALL BEARING

轴承型号 Bearing No		尺寸(mm) Dimensions			重量 Weiight (kg)	轴承型号 Bearing No		尺寸(mm) Dimensions			重量 Weiight (kg)
新型号	原型号	d	D	T		新型号	原型号	d	D	T	
52307	38307	30	68	44	0.519	53207U	18206	35	65	22	0.290
52308	38308	30	78	48	1.010	53208U	18207	40	72	23	0.336
52309	38309	35	85	52	1.240	53209U	18209	45	78	24	0.400
52310	38310	40	95	58	1.800	53210U	18210	50	82	26	0.510
52311	38311	45	105	64	2.440	53211U	18211	55	95	30	0.620
52312	38312	50	110	64	2.700	53213U	18213	65	105	32	0.900
52313	38313	55	115	65	2.900	53215U	18215	75	115	32	1.150
52314	38314	55	125	72	3.900	53216U	18216	80	120	33	1.180
52315	38315	60	135	79	4.000	53218U	18218	90	140	42	2.310
52316	38316	65	140	79	4.870	53222U	18222	110	165	45	2.920
52317	38317	70	150	87	6.800	53224U	18224	120	175	46	3.000
52318	38318	75	155	88	7.120	53226U	18226	130	195	53	3.070
52320	38320	85	170	97	9.000	53228U	18228	140	210	55	5.080
52322	38322	95	190	110	12.500						
52324	38324	100	210	123	20.300	53309U	18309	45	90	33	0.87
52326	38326	110	225	130	21.900	53314U	18314	70	130	48	2.510
52328	38328	120	240	140	27.000	53315U	18315	75	140	52	2.870
52330	38330	150	250	140	31.630	53316U	18316	80	145	52	3.240
52330M	38330H	150	250	140	31.630	53320U	18320	100	175	64	5.980
52336M	38336H	180	300	165	49.300	53322U	18322	110	195	72	9.200
						53324U	18324	120	220	80	12.100
52405	38405	15	60	45	0.640	53330U	18330	150	250	92	19.830
52406	38406	20	70	52	0.970						
52407	38407	25	80	59	1.440						
52408	38408	30	90	65	2.300						
52409	38409	34	100	72	2.530						
52410	38410	40	110	78	3.290						
52411	38411	45	120	87	5.200						
52412	38412	50	130	93	5.880						
52413	38413	55	140	101	7.490						
52415	38415	60	160	115	51.000						
52416	38416	60	170	120	-						
52417	38417	65	180	128	9.500						
52420	38420	80	210	150	22.500						
52422	38422	90	230	166	24.600						
52424	38424	95	250	177	-						
52426	38426	100	270	192							
52428	38428	110	280	196	58.500						
52430	38430	120	300	209	69.500						
53205U	18205	25	50	19	0.150						
53206U	18206	30	55	20	0.200						

推力球轴承数据表/DATA SHEET OF THRUST BALL BEARING

轴承型号 Bearing No		尺寸(mm) Dimensions			重量 Weiight (kg)	轴承型号 Bearing No		尺寸(mm) Dimensions			重量 Weiight (kg)
新型号	原型号	d	D	T		新型号	原型号	d	D	T	
9103	81103	17	30	9	0.0251	9184M	81184	420	500	65	-
9104	81104	20	35	10	0.0370	9192M	81192	460	560	80	-
9105	81105	25	42	11	0.0558						
9106	81106	30	47	11	0.0602	9204	81024	20	14	14	0.180
9107	81107	35	52	11	0.0720	9205	81205	25	47	15	0.200
9108	81108	40	60	13	0.1150	9206	81206	30	52	16	0.220
9110	81110	50	70	14	0.1520	9207	81207	35	62	18	0.240
9111	81111	55	78	16	0.2270	9208	81208	40	68	19	0.270
9112	81112	60	85	17	0.2760	9209	81209	45	73	20	0.320
9113	81113	65	90	17	0.3200	9210	81210	50	78	22	0.390
9114	81114	70	95	18	0.3440	9211	81211	55	90	25	0.619
9115	81115	75	100	19	0.3850	9212	81212	60	95	26	0.750
9116	81116	80	105	19	0.4080	9213	81213	65	100	27	0.870
9117	81117	85	110	19	0.4260	9214	81214	70	105	27	0.790
9118	81118	90	120	22	0.6510	9215	81215	75	110	27	0.850
9120	81120	100	135	25	0.9500	9216	81216	80	115	28	0.925
9122	81122	110	145	25	1.0700	9217	81217	85	125	31	1.300
9124	81124	120	155	25	1.1300	9218	81218	90	135	35	1.770
9126	81126	130	170	30	1.7000	9220	81220	100	150	38	2.400
9128	81128	140	180	31	1.9460	9222	81222	110	160	38	2.600
9130	81130	150	190	31	2.0660	9224	81224	120	170	39	2.900
9132	81132	160	200	31	2.1890	9226	81226	130	190	45	3.910
9134	81134	170	215	34	2.9500	9230	81230	150	215	50	5.800
9136	81136	180	225	34	3.0400	9234	81234	170	240	55	8.300
9138	81138	190	240	37	3.8400	9236	81236	180	250	56	8.240
9140	81140	200	250	37	2.2300	9238	81238	190	270	62	10.400
9144	81144	220	270	37	4.5000	9240	81240	200	280	62	12.400
9148	81148	240	300	45	7.2500	9244	81244	220	300	63	13.700
9452	81152	260	320	45	8.1000	9248	81248	240	340	78	23.600
9156	81156	2801	350	53	12.3000	9252	81252	260	360	79	25.500
9160	81160	300	380	62	17.5000	9256	81256	280	380	80	27.800
9164	81164	320	4001	63	18.76000	9260	81260	300	420	95	42.500
9168	81168	340	420	64	19.76000	9264	81264	320	440	95	42.600
9172	81172	360	440	65	-	9268	81268	340	460	96	44.980
9180	81180	400	480	65	-	9272	81272	360	500	110	51.800

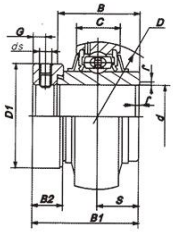

UEL200(390500)型
带偏心套外球面轴承

轴承代号		外形尺寸(mm)											重量(kg)	额定动负荷cr(KN)	额定静负cor(KN)	极限转速(r/min)	配信偏心套代号	
新代号	旧代号	d	D	B1	B	B2	S	C	R/min	D1	G	DS					新代号	旧代号
UEL201	390501	12	40	37.3	27.8	13.5	13.9	15	0.6	28.6	4.8	M6X1	0.26	7.36	4.48	4500	E201	P501
UEL202	390502	15	40	37.3	27.8	13.5	13.9	15	0.6	28.6	4.8	M6X1	0.23	7.36	4.48	4500	E202	P502
UEL203	390503	17	40	37.3	27.8	13.5	13.9	15	0.6	28.6	4.8	M6X1	0.21	7.36	4.48	4500	E203	P503
UEL204	390504	20	47	43.7	34.2	13.5	17.1	17	1	33.3	4.8	M6X1	0.18	9.88	6.2	4000	E204	P504
UEL205	390505	25	52	44.4	34.9	13.5	17.5	17	1	38.1	4.8	M6x1	0.25	10.78	6.98	3400	E205	P505
UEL206	390506	30	62	48.4	36.5	15.9	18.3	19	1	44.5	6	M6X1	0.4	14.97	10.04	2800	E206	P506
UEL207	390507	35	72	51.1	37.6	17.5	18.8	20	1.1	55.6	6.8	M8x1	0.61	14.75	13.67	2400	E207	P507
UEL208	390508	40	80	56.3	42.8	18.3	21.4	21	1.1	60.3	6.8	M8X1	0.75	22.71	15.94	2200	E208	P508
UEL209	390509	45	85	56.3	42.8	18.3	21.4	22	1.1	63.5	6.8	M8X1	0.81	24.36	17.71	1900	E209	P509
UEL210	390510	50	90	62.7	49.2	18.3	24.6	24	1.1	69.9	7	M10x1	0.98	26.98	19.84	1800	E210	P510
UEL211	390511	55	100	71.4	55.5	20.7	27.8	25	1.5	76.2	7	M10×1	1.3	33.37	25.11	1600	E211	P511
UEL212	390512	60	110	77.8	61.9	22.3	31	27	1.5	84.2	8	M10×1	1.78	36.74	27.97	1500	E212	P512
UEL213	390513	65	120	85.7	69.2	23.5	34.1	27	1.5	86	8.5	M12×1.5	2.48	44.04	34.18	1400	E213	P513
UEL214	390514	70	125	85.7	69.2	23.5	34.1	29	1.5	90	8.5	M12×1.5	2.5	46.79	37.59	1300	E214	P514
UEL215	390515	75	130	92.1	76.6	23.5	37	30	1.5	102	8.5	M12×1.5	2.86	50.85	41.26	1200	E215	P515
UEL216	390516	80	140	92	70	30	33.3	33	2	110	11	M12×1.5	3.3	55.04	45.09	1100	E216	P516

UEL300(390600)型 带偏心套外球面轴承

轴承代号		外形尺寸(mm)											重量(kg)	额定动负荷Cr(KN)	额定静负荷cor(KN)	极限转速(r/min)	配信偏心套代号	
新代号	旧代号	d	D	B1	B	B2	S	C	R/min	D1	G	DS					新代号	旧代号
UEL305	390605	25	62	46.8	34.9	15.9	16.7	21	1.1	42	6	M6X1	0.43	17.22	11.39	2800	E305	P605
UEL306	390606	30	72	50	36.5	17.5	17.5	23	1.1	49	6.5	M8x1	0.69	20.77	14.17	2600	E306	P606
UEL307	390607	35	80	51.6	38.1	17.5	18.3	25	1.5	55	6.5	M8x1	0.8	25.66	17.92	2200	E307	P607
UEL308	390608	40	90	57.1	41.5	20.6	19.8	27	1.5	63.5	8	M10x1	1.08	31.35	22.38	2000	E308	P608
UEL309	390609	45	100	58.7	43.1	20.6	19.8	30	1.5	70	8	M10x1	1.45	40.66	30	1800	E309	P609
UEL310	390610	50	110	66.6	49.4	22.2	24.6	32	2	76	9	M12×1.25	1.86	47.58	35.71	1700	E310	P610
UEL311	390611	55	120	73	55.8	22.2	27.8	34	2	82	9	M12×1.25	2.34	55.05	41.91	1400	E311	P611
UEL312	390612	60	130	79.4	61.5	23.9	30.95	36	2.1	88	9	M12×1.25	2.94	62.88	48.6	1300	E312	P612
UEL313	390613	65	140	85.7	64.7	27	32.55	38	2.1	95	10	M12×1.25	3.67	72.21	56.68	1200	E313	P613
UEL314	390614	70	150	92.1	67.9	30.2	34.15	40	2.1	102	12.5	M12×1.25	4.4	80.18	63.48	1100	E314	P614
UEL315	390615	75	160	100	74.2	31.8	37.3	42	2.1	110	12.5	M12×1.25	5.34	87.25	71.67	1000	E315	P615
UEL316	390616	80	170	106.4	80.6	31.8	40.5	44	2.1	117	12.5	M12×1.25	6.7	94.57	80.35	1000	E316	P616
UEL317	390617	85	180	109.5	83.7	31.8	42.05	46	3	126	12.5	M16×1.5	8	102.05	89.52	950	E317	P617
UEL318	390618	90	190	115.9	87.4	36.5	43.65	48	3	133	14	M16x1.5	9.1	110.81	100.76	850	E318	P618
UEL319	390619	95	200	122.3	93.8	36.5	38.9	50	3	140	14	M16×1.5	10.4	120.51	131.75	800	E319	P619
UEL320	390620	100	215	128.6	100.1	36.5	50	54	3	146	14	M16x1.5	13	133.06	131.18	750	E320	P620
UEL321	390621	105	225	139.7	104.8	42.8	48.4	56	3	157	16	M20×1.5	14.6	140.3	142.84	700	E321	P621
UEL322	390622	110	240	142	110	40	55	60	3	160	16	M20×1.5	17.2	151.66	167.64	600	E322	P622

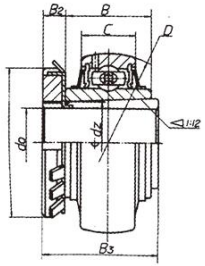

UK200+H2300(290500)型
带紧定套外球面轴承

轴承代号		外型尺寸(mm)								重量(kg)	额定动负荷Cr(KN)	额定静负荷Cor(KN)	极限转速(r/min)
新代号	旧代号	d_0	d_Z	D	D_1	B_3	B	B_2	C				
UK205+H2305	290504	20	25	52	38	35	26	8	17	0.25	10.78	6.98	3400
UK206+H2306	290505	25	30	62	45	38	28	8	19	0.36	14.97	10.04	2800
UK207+H2307	290506	30	35	72	52	43	36	9	20	0.57	19.75	13.67	2400
UK208+H2308	290507	35	40	80	58	46	30	10	21	0.74	22.71	15.94	2200
UK209+H2309	290508	40	45	85	65	50	33	11	22	0.83	24.36	17.71	1900
UK210+H2310	290509	45	50	90	70	55	35	12	24	0.97	26.98	19.84	1800
UK211+H2311	290510	50	55	100	75	59	39	12	25	1.26	33.37	25.11	1600
UK212+H2312	290511	55	60	110	80	62	41	13	27	1.59	36.74	27.97	1500
UK213+H2313	290512	60	65	120	85	65	41.5	14	27	2	44.01	34.18	1400
UK215+H2315	290513	65	75	130	98	73	44	15	30	2.56	50.85	41.26	1200
UK216+H2316	290514	70	80	140	105	78	48	17	33	3.23	55.04	45.09	1100
UK217+H2317	290515	75	85	150	110	82	50	18	36	3.93	64.01	53.28	1000
UK218+H2318	290516	80	90	160	120	86	51	19	37	4.74	74.83	60.76	950

UK 300+H2300（290600）型：带紧定套外球面轴承

轴承代号		外型尺寸(mm)								重量(kg)	额定动负荷Cr(KN)	额定静负荷Cor(KN)	极限转速(r/min)
新代号	旧代号	d_0	d_Z	D	D_1	B_3	B	B_2	C				
UK305+H2305	290604	20	25	62	38	35	27	8	21	0.36	17.22	11.39	2800
UK306+H2306	290606	25	30	72	45	38	30	8	23	0.59	20.77	14.97	2600
UK307+H2307	290607	30	35	80	52	43	34	9	25	0.75	25.66	17.92	2200
UK308+H2308	290608	35	40	90	58	46	36	10	27	1.02	31.35	22.38	2000
UK309+H2309	290609	40	45	100	65	50	39	11	30	1.38	40.68	130	1800
UK310+H2310	290610	45	50	110	70	55	42	12	32	1.68	47.58	35.71	1700
UK311+H2311	290611	50	55	120	75	59	44	12	34	2.06	55.05	41.91	1400
UK312+H2312	290612	55	60	130	80	62	48	13	36	2.53	62.88	48.6	1300
UK313+H2313	290613	60	65	140	85	65	49	14	38	3.08	72.21	56.68	1200
UK315+H2315	290614	65	75	160	98	73	56	15	42	4.84	87.25	71.67	1000
UK316+H2316	290615	70	80	170	105	78	58	17	44	5.75	94.57	80.35	1000
UK317+H2317	290616	75	85	180	110	82	61	18	46	6.72	102.05	89.52	950
UK318+H2318	290617	80	90	190	120	86	66	18	48	7.87	110.81	100.76	900
UK319+H2319	290618	85	95	200	125	90	67	19	50	9.02	120.51	113.75	850
UK320+H2320	290620	90	100	215	130	97	74	20	54	11.1	133.06	13118	800
UK322+H2322	290622	100	110	240	145	105	82	21	60	14.9	157.66	167.64	700
UK324+H2324	290623	110	120	260	155	112	86	22	64	18	175.07	194.42	630
UK326+H2326	290624	115	130	280	165	121	90	23	68	23.3	194.93	226.71	560
UK328+H2328	290625	125	140	300	180	131	95	24	73	28.9	211.38	253.93	500

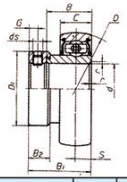

SA200型：带偏心套外球面球轴承

轴承代号	外形尺寸(mm)											重量(kg)	额定动负荷Cr(KN)	额定静负荷Cor(KN)	极限转速(r/min)	配用偏心套代号	
	d	D	B	B_1	C	S	D_1	B_2	G	R/MIN	ds					新代号	旧代号
SA201	12	40	19	28.6	13	6.5	28.6	13.5	4.8	0.6	M6X1	0.14	7.36	4.48	4500	E201	P501
SA202	15	40	19	28.6	13	6.5	28.6	13.5	4.8	0.6	M6X1	0.13	7.36	4.48	4500	E202	P502
SA203	17	40	19	28.6	13	6.5	28.6	13.5	4.8	0.6	M6X1	0.12	7.36	4.48	4500	E203	P503
SA204	20	47	21.5	31	14	7.5	33.3	13.5	4.8	1	M6X1	0.14	9.88	6.2	4000	E204	P504
SA205	25	52	21.5	31	15	7.5	38.1	13.5	4.8	1	M6×1	0.18	10.78	6.98	3400	E205	P505
SA206	30	62	23.8	35.7	16	9	44.5	15.9	6	1	M6X1	0.31	14.97	10.04	2800	E206	P506
SA207	35	72	25.4	38.9	17	9.5	55.6	17.5	6.8	1.1	M8X1	0.51	19.75	13.67	2400	E207	P507
SA208	40	80	30.2	43.7	18	11	60.3	18.3	6.8	1.1	M8X1	0.64	22.71	15.94	2200	E208	P508
SA209	45	85	30.2	43.7	19	11	63.5	18.3	6.8	1.1	M8X1	0.68	22.36	17.71	1900	E209	P509
SA210	50	90	30.2	43.7	20	11	69.9	18.3	7	1.1	M10x1	0.77	26.98	19.84	1800	E210	P510
SA211	55	100	32.5	48.4	24	12	76.2	20.7	7	1.5	M10x1	0.83	33.37	25.11	1600	E211	P511
SA212	60	110	37.2	53.1	24	13.5	84.2	22.3	8	1.5	M10x1	1.4	36.74	27.97	1500	E212	P512

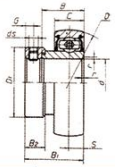

UD203–210型

轴承型号	基本尺寸			极限转速(r/min)		额定负荷		参考重量
	d	D	B	脂	油	动(kN)	静(kN)	(kg)
UD203	17	40	12	16000	20000	9.58	4.47	0.062
UD204	20	47	14	14000	18000	12.84	6.65	0.106
UD205	25	52	15	12000	16000	14.02	7.88	0.130
UD206	30	62	16	9500	13000	19.46	11.31	0.206
UD207	35	72	17	8500	11000	25.67	15.30	0.262
UD208	40	80	18	8000	10000	29.52	18.14	0.344
UD209	45	85	19	7000	9000	31.67	20.68	0.384
UD210	50	90	20	6700	8500	35.07	23.18	0.436

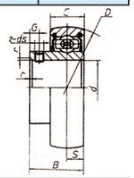

SB200型：带顶丝外球面球轴承

轴承代号	外形尺寸(mm)								重量(kg)	额定动负荷Cr(KN)	额定静负荷Cor(KN)	极限转速(r/min)
	d	D	B	S	C	G	R/min	Ds				
SB201	12	40	22	6	12	4.5	0.6	M5×0.5	0.1	7.36	4.48	4500
SB202	15	40	22	6	12	4.5	0.6	M5×0.5	0.09	7.36	4.48	4500
SB203	17	40	22	6	12	4.5	0.6	M5×0.5	0.07	7.36	4.48	4500
SB204	20	47	25	7	14	4.5	1	M6X1	0.12	9.88	6.2	4000
SB205	25	52	27	7.5	15	5	1	M6X1	0.16	10.78	6.98	3400
SB206	30	62	30	8	16	5	1	M6X1	0.25	14.97	10.04	2800
SB207	35	72	32	8.5	17	6	11	M6X1	0.38	19.75	13.67	2400
SB208	40	80	34	9	18	8	11	M8x1	0.58	22.71	15.94	2200

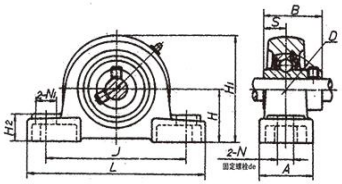

UCP200（Z90500）型
带立式座顶丝外球面轴承

带座轴承代号		外形尺寸(mm)												带座轴承	配用轴承代号		配用轴承座代号	
新代号	旧代号	D	B	S	L	J	H	H1	H2	A	N	N1	ds	重量(kg)	新代号	旧代号	新代号	旧代号
UCWP201	Z90501	40	27.4	11.5	125	96	30.2	57	14	36	13	19	M10	0.6	UCW201	90501	P203W	Z503
UCWP202	Z90502	40	27.4	11.5	125	96	30.2	57	14	36	13	19	M10	0.6	UCW202	90502	P203W	Z503
UCWP203	Z90503	40	27.4	11.5	125	96	30.2	57	14	36	13	19	M10	0.6	UCW203	90503	P203W	Z503
UCP201	Z90501Y	47	31	12.7	127	95	30.2	62	14	38	13	19	M10	0.7	UC201	90501Y	P203	Z504
UCP202	Z90502Y	47	31	12.7	127	95	30.2	62	14	38	13	19	M10	0.7	UC202	90502Y	P203	Z504
UCP203	Z90503Y	47	31	12.7	127	95	30.2	62	14	38	13	19	M10	0.7	UC203	90503Y	P203	Z504
UCP204	Z90504	47	31	12.7	127	95	33.3	65	14	38	13	19	M10	0.7	UC204	90504	P204	Z504
UCP205	Z90505	52	34.1	14.3	140	105	36.5	71	15	38	13	19	M10	0.8	UC205	90505	P205	Z505
UCP206	Z90506	62	38.1	15.9	165	121	42.9	83	17	48	17	23	M14	1.3	UC206	90506	P206	Z506
UCP207	Z90507	72	42.9	17.5	167	127	47.6	93	18	48	17	23	M14	1.6	UC207	90507	P207	Z507
UCP208	Z90508	80	49.2	19	184	137	49.2	100	18	54	17	23	M14	1.9	UC208	90508	P208	Z508
UCP209	Z90509	85	49.2	19	190	146	54	106	20	54	17	23	M14	2.2	UC209	90509	P209	Z509
UCP210	Z90510	90	51.6	19	206	159	57.2	114	21	60	20	26	M16	2.6	UC210	90510	P210	Z510
UCP211	Z90511	100	55.6	22.2	219	171	63.5	126	23	60	20	26	M16	3.3	UC211	90511	P211	Z511
UCP212	Z90512	110	65.1	25.4	241	184	69.8	138	25	70	20	26	M16	4.6	UC212	90512	P212	Z512
UCP213	Z90513	120	65.1	25.4	265	203	76.2	151	27	70	25	31	M20	5.9	UC213	90513	P213	Z513
UCP214	Z90514	125	74.6	30.2	266	210	79.4	157	27	72	25	31	M20	6.6	UC214	90514	P214	Z514
UCP215	Z90515	130	77.8	33.3	275	217	82.6	163	28	74	25	31	M20	7.4	UC215	90515	P215	Z515
UCP216	Z90516	140	82.6	33.3	292	232	88.9	175	30	78	25	31	M20	9	UC216	90516	P216	Z516
UCP217	Z90517	150	85.7	34.1	310	247	95.2	187	32	83	25	31	M20	11	UC217	90517	P217	Z517
UCP218	Z90518	160	96	39.7	327	262	101.6	200	33	88	27	33	M22	13	UC218	90518	P218	Z518
UCP220	Z90520	180	108	42	380	308	115	225	40	95	30	38	M24	16	UC220	90520	P220	Z520

UCP300（Z90600）型
带立式座顶丝外球面轴承

带座轴承代号		外形尺寸(mm)												带座轴承	配用轴承代号		配用轴承座代号	
新代号	旧代号	D	B	S	L	J	H	H1	H2	A	N	N1	ds	重量(kg)	新代号	旧代号	新代号	旧代号
UCP305	Z90605	62	38	15	175	132	45	85	15	45	17	20	M14	1.4	UC305	90605	P305	Z605
UCP306	Z90606	72	43	17	180	140	50	95	18	50	17	20	M14	1.8	UC306	90606	P306	Z606
UCP307	Z90607	80	48	19	210	160	56	106	20	56	17	25	M14	2.8	UC307	90607	P307	Z607
UCP308	Z90608	90	52	19	220	170	60	116	22	60	17	27	M14	3	UC308	90608	P308	Z608
UCP309	Z90609	100	57	22	245	190	67	129	24	67	20	30	M16	4.1	UC309	90609	P309	Z609
UCP310	Z90610	110	61	22	275	212	75	143	27	75	20	35	M16	5.8	UC310	90610	P310	Z610
UCP311	Z90611	120	66	25	310	236	80	154	30	80	20	38	M16	7.4	UC311	90611	P311	Z611
UCP312	Z90612	130	71	26	330	250	85	165	32	85	25	38	M20	9.4	UC312	90612	P312	Z612
UCP313	Z90613	140	75	3	340	260	90	176	33	90	25	38	M20	10	UC313	90613	P313	Z613
UCP314	Z90614	150	78	33	360	280	95	187	35	90	27	40	M22	12	UC314	90614	P314	Z614
UCP315	Z90615	160	82	32	380	290	100	198	35	100	27	40	M22	14	UC315	90615	P315	Z615
UCP316	Z90616	170	86	34	400	300	106	210	40	110	27	40	M22	18	UC316	90616	P316	Z616
UCP317	Z90617	180	96	40	420	320	112	220	40	110	33	45	M27	20	UC317	90617	P317	Z617
UCP318	Z90618	190	96	40	430	330	118	235	45	110	33	45	M27	24	UC318	90618	P318	Z618
UCP319	Z90619	200	103	41	470	360	125	250	45	120	36	50	M30	29	UC319	90619	P319	Z619
UCP320	Z90620	215	108	42	490	380	140	275	50	120	36	50	M30	35	UC320	90620	P320	Z620
UCP321	Z90621	225	112	44	490	380	140	280	50	120	36	50	M30	35	UC321	90621	P321	Z621
UCP322	Z90622	240	117	46	520	400	150	300	55	140	40	55	M33	45	UC322	90622	P322	Z622
UCP324	Z90624	260	126	51	570	450	160	320	65	140	40	55	M33	55	UC324	90624	P324	Z624
UCP326	Z90626	280	135	54	600	480	180	355	75	140	40	55	M33	72	UC326	90626	P326	Z626
UCP328	Z90628	300	145	59	620	500	200	390	75	140	40	55	M33	89	UC328	90628	P328	Z628

汽车轮毂轴承
Wheel bearing

产品介绍 / Product introduction

轮毂轴承是汽车的关键零部件之一,它的主要作用是承载重量和为轮毂的转动提供精确引导,这就要求它不仅能承受轴向载荷还要承受径向载荷。

传统的汽车车轮用轴承是由两套圆锥滚子轴承或球轴承组合而成的，轴承的安装、涂油、密封以及游隙的调整都是在汽车生产线上进行的。这种结构使得其在汽车生产厂装配困难、成本高、可靠性差，而且汽车在维修点维护时，还需要对轴承进行清洗、涂油和调整。

轮毂轴承单元是在标准角接触球轴承和圆锥滚子轴承的基础上发展起来的，它将两套轴承做为一体，具有组装性能好、可省略游隙调整、重量轻、结构紧凑、载荷容量大、为密封轴承可事先装入润滑脂、省略外部轮毂密封及免于维修等优点，已广泛用于轿车中，在载重汽车中也有逐步扩大应用的趋势。

Hub bearing is one of the key parts of a car. Its main function is to carry the weight and to provide accurate guidance for the rotation of the hub, which requires it not only to bear the axial load but also to bear the radial load.

The traditional automobile wheel bearings are composed of two conical roller bearings or ball bearings. The installation, oil, seal and adjustment of the clearance of the bearings are all carried out on the automobile production line. This kind of structure makes it difficult to assemble in the automobile factory, has high cost and poor reliability, and it also needs to clean, oil and adjust the bearings when the car is maintained at the maintenance point.

The hub bearing unit is developed on the basis of standard angle contact ball bearing and tapered roller bearing. It combines two sets of bearings with good assembly performance, omission of clearance adjustment, light weight, compact structure, large load capacity, pre loading grease for sealed bearings, omission of external hub seal and exemption. Yu Weixiu and other advantages have been widely used in cars, and there is a trend of increasing application in heavy trucks.

汽车轮毂轴承
Wheel bearing

轮毂轴承系列
HUB BEARING SERIES

轮毂单元轴承系列
HUB UNIT BEARING SERIES

向心关节轴承 GEEW...ES系列

滑动摩擦副：钢/钢
Sliding contact surfaces:steel/steel

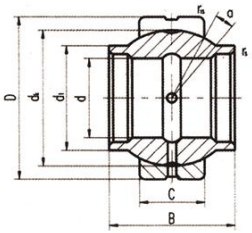

宽内圈 Wide inner ring

轴承型号 Bearing number	外形尺寸 Dimensions(mm)									额定载荷 Load ratings kN		重量 Weight ≈kg
	d	D	B	C	d_k min	d_k	r_s min	r_{1s} min	α° ≈	动载荷 Dynamic	静载荷 Static	
GEEW12ES	12	22	12	7	15.5	18	0.3	0.3	4	10	53	0.022
GEEW15ES	15	26	15	9	18.5	22	0.3	0.3	5	16	84	0.031
GEEW16ES	16	28	16	9	20	23	0.3	0.3	4	17	85	0.035
GEEW17ES	17	30	17	10	21	25	0.3	0.3	7	21	106	0.044
GEEW20ES	20	35	20	12	25	29	0.3	0.3	4	30	146	0.071
GEEW25ES	25	42	25	16	30.5	35.5	0.6	0.6	4	48	240	0.131
GEEW30ES	30	47	30	18	34	40.7	0.6	0.6	4	62	310	0.168
GEEW32ES	32	52	32	18	37	44	0.6	1	4	65	328	0.182
GEEW35ES	35	55	35	20	40	47	0.6	1	4	79	399	0.253
GEEW40ES	40	62	40	22	46	53	0.6	1	4	99	495	0.338
GEEW45ES	45	68	45	25	52	60	0.6	1	4	127	637	0.481
GEEW50ES	50	75	50	28	57	66	0.6	1	4	156	780	0.558
GEEW60ES	60	90	60	36	68	80	1	1	4	245	1220	1.15
GEEW63ES	63	95	63	36	71.5	83	1	1	4	253	1260	1.25
GEEW70ES	70	105	70	40	78	92	1	1	4	313	1560	1.71
GEEW80ES	80	120	80	45	91	105	1	1	4	400	2000	2.39
GEEW90ES	90	130	90	50	99	115	1	1	4	488	2440	3.21
GEEW100ES	100	150	100	55	113	130	1	1	4	607	3030	4.79
GEEW110ES	110	160	110	55	124	140	1	1	4	654	3270	5.78
GEEW125ES	125	180	125	70	138	160	1	1	4	950	4750	8.49
GEEW160ES	160	230	160	80	177	200	1	1	4	1360	6800	16.5
GEEW200ES	200	290	200	100	221	250	1.1	1.1	4	2120	10600	32.1

向心关节轴承 GE...ET-2RS系列

自润滑
Self lubricating

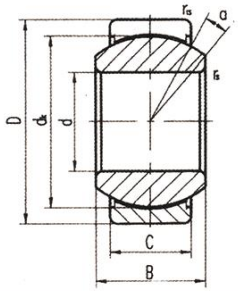

轴承型号 Bearing number	外形尺寸 Dimensions(mm)								额定载荷 Load ratings kN		重量 Weight ≈kg
	d	D	B	C	d_k	r_s min	r_{1s} min	α° ≈	动载荷 Dynamic	静载荷 Static	
GE20ET-2RS	20	35	16	12	29	0.3	0.3	9	42	83	0.066
GE25ET-2RS	25	42	20	16	35.5	0.6	0.6	7	68	137	0.119
GE30ET-2RS	30	47	22	18	40.7	0.6	0.6	6	88	176	0.153
GE35ET-2RS	35	55	25	20	47	0.6	1	6	112	224	0.233
GE40ET-2RS	40	62	28	22	53	0.6	1	7	140	280	0.306
GE45ET-2RS	45	68	32	25	60	0.6	1	7	180	360	0.427
GE50ET-2RS	50	75	35	28	66	0.6	1	6	220	440	0.546
GE55ET-2RS	55	85	40	32	74	0.6	1	7	284	573	0.939
GE60ET-2RS	60	90	44	36	80	1	1	6	345	695	1.04
GE70ET-2RS	70	105	49	40	92	1	1	6	440	880	1.55
GE80ET-2RS	80	120	55	45	105	1	1	6	567	1140	2.31
GE90ET-2RS	90	130	60	50	115	1	1	5	690	1370	2.75
GE100ET-2RS	100	150	70	55	130	1	1	7	858	1730	4.45
GE110ET-2RS	110	160	70	55	140	1	1	6	924	1860	4.82
GE120ET-2RS	120	180	85	70	160	1	1	6	1340	2700	8.05
GE140ET-2RS	140	210	90	70	-	1	1	7	1070	5350	11.02
GE160ET-2RS	160	230	105	80	-	1	1	8	1360	6800	14.01
GE180ET-2RS	180	260	105	80	-	1.1	1.1	6	1530	7560	18.65
GE200ET-2RS	200	290	130	100	-	1.1	1.1	7	2120	10600	28.03
GE220ET-2RS	220	320	135	100	275	1.1	1.1	8	3300	6550	35.51
GE240ET-2RS	240	340	140	100	300	1.1	1.1	8	3600	7200	39.91
GE260ET-2RS	260	370	150	110	325	1.1	1.1	7	4290	8650	51.5
GE280ET-2RS	280	400	155	120	350	1.1	1.1	6	5000	10000	65
GE300ET-2RS	300	430	165	120	375	1.1	1.1	7	5400	10800	78.07

向心关节轴承 GEZ...ES系列

滑动摩擦副：钢/钢
Sliding contact surfaces:steel/steel

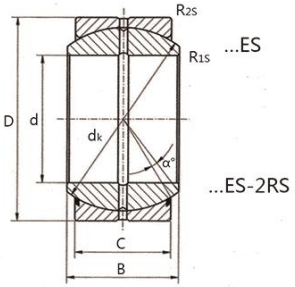

轴承型号 Bearing number	外形尺寸 Dimensions(mm)								额定载荷 Load ratings kN		重量 Weight ≈kg
	d	D	B	C	d_k	r_s min	r_{1s} min	α° ≈	动载荷 Dynamic	静载荷 Static	
GEZ12ES	12.7	22.225	11.1	9.525	19	0.3	0.6	6	13	41	0.022
GEZ15ES	15.875	26.988	13.894	11.913	22	0.3	0.6	6	22	65	0.036
GEZ19ES	19.05	31.750	16.662	14.275	27.5	0.3	0.6	6	31	95	0.053
GEZ22ES	22.225	36.513	19.431	16.662	32	0.3	0.6	6	42	127	0.085
GEZ25ES	25.4	41.275	22.225	19.05	35.5	0.3	0.6	6	56	166	0.121
GEZ31ES	31.75	50.8	27.762	23.8	45.5	0.6	0.6	6	86	260	0.232
GEZ34ES	34.925	55.563	30.15	26.187	49	0.6	1	6	102	310	0.351
GEZ38ES	38.1	61.913	33.325	28.575	53	0.6	1	6	125	375	0.422
GEZ44ES	44.45	71.438	38.887	33.325	63.9	0.6	1	6	170	510	0.641
GEZ50ES	50.8	80.963	44.45	38.1	73	0.6	1	6	224	670	0.932
GEZ57ES	57.15	90.488	50.013	42.85	82	0.6	1	6	280	850	1.33
GEZ63ES	63.5	100.01	55.55	47.625	92	0.6	11	6	355	1060	1.85
GEZ69ES	69.85	111.12	61.112	52.375	100	1	1	6	415	1250	2.42
GEZ76ES	76.2	120.65	66.675	57.15	109.5	1	11	6	500	1500	3.10
GEZ82ES	82.55	130.17	72.238	61.9	120	1	1	6	585	1760	3.82
GEZ88ES	88.9	139.7	77.775	66.675	130	1	1	6	680	2040	4.79
GEZ95ES	95.25	149.22	83.337	71.425	137	1	1	6	780	2360	5.80
GEZ101ES	101.6	158.75	88.9	76.2	146	1	11	6	900	2650	7.00
GEZ114ES	114.3	177.8	100.01	85.725	164.5	1	1	6	1120	3400	9.80
GEZ120ES	120.65	187.32	105.56	90.475	173.5	1	1	6	1250	3750	11.5
GEZ127ES	127	196.85	111.12	95.25	183	1	1	6	1400	4150	13.5
GEZ152ES	152.4	222.25	120.65	104.78	207	1	1	5	1730	5200	17.5

向心关节轴承 GEGZ...ES系列/GE...C系列

滑动摩擦副：钢/钢
Sliding contact surfaces:steel/steel

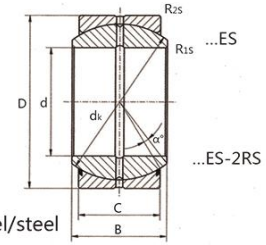

自润滑
Self lubricating

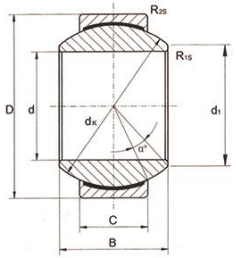

轴承型号 Bearing number	外形尺寸 Dimensions(mm)								额定载荷 Load ratings kN		重量 Weight ≈kg
	d	D	B	C	d_k	r_s min	r_{1s} min	α° ≈	动载荷 Dynamic	静载荷 Static	
GEGZ31ES	31.75	61.913	35.306	28.575	54.7	0.6	1	15	125	375	0.454
GEGZ38ES	38.1	71.438	40.132	33.325	63.9	0.6	1	14	170	510	0.726
GEGZ44ES	44.45	80.963	46.228	38.1	73	0.6	1	14	224	670	1.14
GEGZ50ES	50.8	90.488	52.578	42.85	82	0.6	1	14	280	850	1.68
GEGZ57ES	57.15	100.01	58.877	47.625	92	0.6	1	14	355	1060	2.01
GEGZ63ES	63.5	111.13	64.643	52.375	100	1	1	14	415	1250	2.95
GEGZ69ES	69.85	120.65	70.866	57.15	109.5	1	1	14	500	1500	3.63
GEGZ76ES	76.2	130.18	76.759	61.9	119	1	1	14	585	1760	4.36
GEGZ82ES	82.55	139.7	82.931	66.675	128	1	1	14	680	2040	5.31
GEGZ88ES	88.9	149.23	90.424	71.425	137	1	1	14	780	2360	6.81
GEGZ95ES	95.25	158.75	94.945	76.2	146	1	1	14	900	2650	8.85
GEGZ101ES	101.6	117.8	107.31	85.725	164.5	1	1	10	1120	3400	10.2

轴承型号 Bearing number	外形尺寸 Dimensions(mm)									额定载荷 Load ratings kN		重量 Weight ≈kg
	d	D	B	C	d_k min	d_k	r_s min	r_{1s} min	α° ≈	动载荷 Dynamic	静载荷 Static	
GE6C	6	14	6	4	8	10	0.3	0.3	13	3.6	9.1	0.004
GE8C	8	16	8	5	10	13	0.3	0.3	15	5.8	14	0.008
GE10C	10	19	9	6	13	16	0.3	0.3	12	8.6	21	0.011
GE12C	12	22	10	7	15	18	0.3	0.3	10	11	28	0.015
GE15C	15	26	12	9	18	22	0.3	0.3	8	18	45	0.027
GE17C	17	30	14	10	20	25	0.3	0.3	10	22	56	0.041
GE20C	20	35	16	12	24	29	0.3	0.3	9	31	78	0.066
GE25C	25	42	20	16	29	35.5	0.6	0.6	7	51	127	0.119
GE30C	30	47	22	18	34	40.7	0.6	0.6	6	65	166	0.163

微型推力球轴承数据表/DATA SHEET OF MICRO THRUST BALL BEARING

型号	内径	外径	高度	钢球等份	钢球直径
Model	inner-diameter	externaldiameter	Height	Equal partsof steel balls	Steel ball deaher
F2-6	2	6	3	6	1.2
F2.5-6	2.5	6	3	6	1.2
F3-8	3	8	3.5	7	1.588
F4-9	4	9	4	8	1.588
F4-10	4	10	4	9	1.588
F5-10	5	10	4	9	1.588
F5-11	5	11	4.5	8	1.588
F5-12	5	12	4	8	1.588
F6-11	6	11	4.5	8	1.588
F6-12	6	12	4.5	9	2.381
F6-14	6	14	5	8	2.381
F7-13	7	13	4.5	8	2.381
F7-14.5	7	14.5	5	8	2.381
F7-15	7	15	5	8	2.381
F7-15	7	15	5	11	2.381
F7-17	7	17	6	9	3
F8-14	8	14	4	10	2
F8-16	8	16	5	9	3
F8-19	8	19	6	10	3.175
F8-19	8	19	7	10	3.175
F8-22	8	22	7	11	3
F9-17	9	17	5	10	3
F9-20	9	20	7	10	3.175
F10-17	10	17	5	10	2.381

微型推力球轴承数据表/DATA SHEET OF MICRO THRUST BALL BEARING

型号	内径	外径	高度	钢球等份	钢球直径
Model	inner-diameter	externaldiameter	Height	Equal partsof steel balls	Steel ball deaher
F10-18	10	18	5.5	10	3.175
F10-18	10	18	4.8	12	2.5
F10-19	10	19	6	10	3.175
F10-20	10	20	5.5	10	3.175
F10-20	10	20	7	10	3.175
F10-21	10	21	7	11	3
F10-22	10	22	7	11	3
F11-21	12	21	5	11	3
F12-19	12	19	5	15	2.381
F12-20	12	20	7	12	3
F12-21	11	21	7	11	3
F12-22	12	22	7	12	3.175
F12-23	12	23	7.5	12	3.175

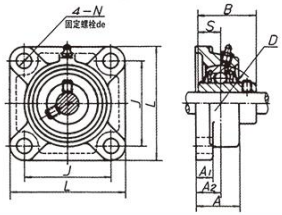

UCF200型
带方形座顶丝外球面轴承

带座轴承代号	外形尺寸（mm）										带座轴承质量（kg）	配用轴承代号	配用轴承座代号
	D	B	S	L	J	A	A_1	A_2	N	d_e			
UCF201	40	27.4	11.5	76	54	25.5	11	15	12	M10	0.7	UC201	F203
UCF202	40	27.4	11.5	76	54	25.5	11	15	12	M10	0.7	UC202	F203
UCF203	40	27.4	11.5	76	54	25.5	11	15	12	M10	0.6	UC203	F203
UCF204	47	31	12.7	86	64	25.5	11	15	12	M10	0.6	UC204	F204
UCF205	52	34.1	14.3	95	70	27	13	16	12	M10	0.8	UC205	F205
UCF206	62	38.1	15.9	108	83	31	13	18	12	M10	1	UC206	F206
UCF207	72	42.9	17.5	117	92	34	15	19	14	M12	1.4	UC207	F207
UCF208	80	49.2	19	130	102	36	15	21	16	M14	1.8	UC208	F208
UCF209	85	49.2	19	137	105	38	16	22	16	M14	2.2	UC209	F209
UCF210	90	51.6	19	143	111	40	16	22	16	M14	2.4	UC210	F210
UCF211	100	55.6	22.2	162	130	43	18	25	19	M16	3.6	UC211	F211
UCF212	110	65.1	25.4	175	143	48	18	29	19	M16	4.4	UC212	F212
UCF213	120	65.1	25.4	187	149	50	22	30	19	M16	5.5	UC213	F213
UCF214	125	74.6	30.2	193	152	54	22	31	19	M16	6.1	UC214	F214
UCF215	130	77.8	33.3	200	159	56	22	34	19	M16	6.9	UC215	F215
UCF216	140	82.6	33.3	208	165	58	22	34	23	M20	8.1	UC216	F216
UCF217	150	85.7	34.1	220	175	63	24	36	23	M20	9.3	UC217	F217
UCF218	160	96	39.7	235	187	68	24	40	23	M20	11	UC218	F218

UCF300型 带方形座顶丝外球面轴承

带座轴承代号	外形尺寸(mm)										带座轴承重量(kg)	配用轴承代号	配用轴承座代号
	D	B	S	L	J	A	A_1	A_2	N	ds			
UCF305	62	38	15	110	80	29	13	16	16	M14	1.1	UC305	F305
UCF306	72	43	17	125	95	32	15	18	16	M14	1.6	UC306	F306
UCF307	80	48	19	135	100	36	16	20	19	M16	2	UC307	F307
UCF308	90	52	19	150	112	40	17	23	19	M16	2.7	UC308	F308
UCF309	100	57	22	160	125	44	18	25	19	M16	3.4	UC309	F309
UCF310	110	61	22	175	132	48	19	28	23	M20	4.5	UC310	F310
UCF311	120	66	25	185	140	52	20	30	23	M20	5.5	UC311	F311
UCF312	130	71	26	195	150	56	22	33	23	M20	6.5	UC312	F312
UCF313	140	75	30	208	166	58	22	33	23	M20	7.9	UC313	F313
UCF314	150	78	33	226	178	61	25	36	25	M22	9.5	UC314	F314
UCF315	160	82	32	236	184	66	25	39	25	M22	12	UC315	F315
UCF316	170	86	34	250	196	68	27	38	31	M27	14	UC316	F316
UCF317	180	96	40	260	204	74	27	44	31	M27	16	UC317	F317
UCF318	190	96	40	280	216	76	30	44	35	M30	19	UC318	F318
UCF319	200	103	41	290	228	94	30	59	35	M30	22	UC319	F319
UCF320	215	108	42	310	242	94	32	59	38	M33	26	UC320	F320
UCF321	225	112	44	310	242	94	32	59	38	M33	27	UC321	F321
UCF322	240	117	46	340	266	96	35	60	41	M36	38	UC322	F322
UCF324	260	126	51	370	290	110	40	65	41	M36	50	UC324	F324
UCF326	280	135	54	410	320	115	45	65	41	M36	66	UC326	F326
UCF328	300	145	59	450	350	125	55	75	41	M36	90	UC328	F328

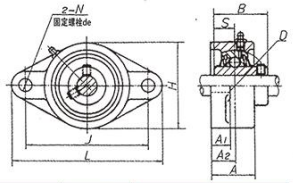

UCFL200型
带菱形座顶丝外球面轴承

带座轴承代号	外形尺寸（mm）											带座轴承重量（kg）	配用轴承代号	配用轴承座代号
	D	B	S	L	J	H	A	A1	A2	N	d			
UCFL201	40	30.9	11.5	99	76.5	57	25.5	11	15	11.5	M10	0.6	UC201	FL203
UCFL202	40	30.9	11.5	99	76.5	57	25.5	11	15	11.5	M10	0.6	UC202	FL203
UCFL203	40	30.9	11.5	99	76.5	57	25.5	11	15	11.5	M10	0.5	UC203	FL203
UCFL204	47	31	12.7	113	90	60	25.5	11	15	12	M10	0.5	UC204	FL204
UCFL205	52	34.1	14.3	130	99	68	27	13	16	16	M14	0.6	UC205	FL205
UCFL206	62	38.1	15.9	148	117	80	31	13	18	16	M14	0.9	UC206	FL206
UCFL207	72	42.9	17.5	161	130	90	34	15	19	16	M14	1.2	UC207	FL207
UCFL208	80	49.2	19	175	144	100	36	15	21	16	M14	1.6	UC208	FL208
UCFL209	85	49.2	19	188	148	108	38	16	22	19	M16	1.9	UC209	FL209
UCFL210	90	51.6	19	197	157	115	40	16	22	19	M16	2.2	UC210	FL210
UCFL211	100	55.6	22.2	224	184	130	43	18	25	19	M16	3.1	UC211	FL211
UCFL212	110	65.1	25.4	250	202	140	48	18	29	23	M20	4	UC212	FL212
UCFL213	120	65.1	25.4	258	210	155	50	22	30	23	M20	5	UC213	FL213
UCFL214	125	74.6	30.2	265	216	160	54	22	31	23	M20	5.6	UC214	FL214
UCFL215	130	77.8	33.3	275	225	165	56	22	34	23	M20	6.2	UC215	FL215
UCFL216	140	82.6	33.3	290	233	180	58	22	34	25	M22	8.2	UC216	FL216
UCFL217	150	85.7	34.1	305	248	190	63	24	36	25	M22	9.3	UC217	FL217
UCFL218	160	96	39.7	320	265	205	68	24	40	25	M22	11	UC218	FL218

UCFL300型
带菱形座顶丝外球面轴承

带座轴承代号	外形尺寸(mm)											带座轴承重量(kg)	配用轴承代号	配用轴承座代号
	D	B	S	L	J	H	A	A1	A2	N	ds			
UCFL305	62	38	15	150	113	80	29	13	16	19	M16	1.1	UC305	FL305
UCFL306	72	43	17	180	134	90	32	15	18	23	M20	1.5	UC306	FL306
UCFL307	80	48	19	185	141	100	36	16	20	23	M20	1.9	UC307	FL307
UCFL308	90	52	19	200	158	112	40	17	23	23	M20	2.5	UC308	FL308
UCFL309	100	57	22	230	177	125	44	18	25	25	M22	3.4	UC309	FL309
UCFL310	110	61	22	240	187	140	48	19	28	25	M22	4.4	UC310	FL310
UCFL311	120	66	25	250	198	150	52	20	30	25	M22	5.1	UC311	FL311
UCFL312	130	71	26	270	212	160	56	22	33	31	M27	6.1	UC312	FL312
UCFL313	140	75	30	295	240	175	58	25	33	31	M27	7.8	UC313	FL313
UCFL314	150	78	33	315	250	185	61	28	36	35	M30	9	UC314	FL314
UCFL315	160	82	32	320	260	195	66	30	39	35	M30	10	UC315	FL315
UCFL316	170	86	34	355	285	210	68	32	38	38	M33	13	UC316	FL316
UCFL317	180	96	40	370	300	220	74	32	44	38	M33	15	UC317	FL317
UCFL318	190	96	40	385	315	235	76	36	44	38	M33	18	UC318	FL318
UCFL319	200	103	41	405	330	250	94	40	59	41	M36	20	UC319	FL319
UCFL320	215	108	42	440	360	270	94	40	59	44	M39	27	UC320	FL320
UCFL321	225	112	44	440	360	270	94	40	59	44	M39	27	UC321	FL321
UCFL322	240	117	46	470	390	300	96	42	60	44	M39	33	UC322	FL322
UCFL324	260	126	51	520	430	330	110	48	65	47	M42	48	UC324	FL324
UCFL326	280	135	54	550	460	360	115	50	65	47	M42	58	UC326	FL326
UCFL328	300	145	59	600	500	400	125	60	75	51	M45	81	UC328	FL328

汽车轮毂轴承 Automobile hub bearing

轴承型号 Bearing No.	外形尺寸 Dimension(mm)				密封形式 Seal Type	重量 Weight	对应品牌型号 Brand Relative NO.	
	d	D	B	C		KG	SKF	FAG
DAC124000183	12	40	18.3	18.3	D	0.11	C-00187	
DAC20420030/29	20	42	30	29	B	0.17	BAHB 61746A	565592
DAC205000206	20	50	20.6	20.6	A	0.17	61746A	
DAC255200206	20	52	20.6	20.6	A	0.18		
DAV25520037	25	52	37	37	B.C.E	0.31	BT2B445539AA	546647
DAC25520040	25	52	40	40	C	0.33		
DAC25520042	25	52	42	42	B.C.E	0.34		
DAC25520043	25	52	43	43	B	0.35		
DAC25550043	25	55	43	43	B.C	0.44	BAH0059	803837
DAC25550045	25	55	45	45	C.D	0.46		
DAC25550048	25	55	48	48	C.D	0.48		
DAC25560032	25	56	32	32	D	0.34		
DAC25560045	25	56	45	45	C	0.33		
DAC254650027/24	25.4	65	27	24	A	0.28		
DAC25620048	25	62	48	48	B.C	0.45		
DAC25680043	25	68	43	43	B.C	0.53		
DAC27520042	27	52	42	42	B	0.33		
DAC27520043	27	52	43	43	B	0.33		
DAC27520045	27	52	45	45	B	0.34		
DAC27520045/43	27	52	45	43	A.B	0.36		801437
DAC27530043	27	53	43	43	B	0.36		
DAC28580042	28	58	42	42	B.D	0.47		
DAC28580044	28	58	44	44	B.C	0.48		
DAC28620042	28	62	42	42	A.B	0.53	VKBA1346	574793
DAC29530037	29	53	37	37	D	0.34	BAH1026B	801023A
DAC30500020	30	50	20	20	A.B	0.2		
DAC30540024	30	54	24	24	A	0.23		
DAC30550030/25	30	55	30	25	A.B	0.27	ATVB-2	
DAC30550026	30	55	26	26	D	0.26		
DAC30550032	30	55	32	32	D.I	0.27		
DAC30580042	30	58	42	42	B	0.4		

汽车轮毂轴承 Automobile hub bearing

轴承型号 Bearing No.	外形尺寸 Dimension(mm)				密封形式 Seal Type	重量	对应品牌型号	
	d	D	B	C		KG	SKF	FAG
DAC30600037/34	30	60	37	34	A	0.4	BA2B243739CA	
DAC30600337	30	60.3	37	37	B.C.D	0.41	BAHB405956A	581736
DAC30620032	30	62	32	32	B.D	0.41	NACHI30BVV0	
DAC30620048	30	62	48	48	B.D	0.56		
DAC30630042	30	63	42	42	A.B	0.55	VKBA1344	
DAC30630342	30	63.03	42	42	A.B	0.55		
DAC30640042	30	64	42	42	F	0.49		
DAC30640037	30	64	37	37	D	0.44		
DAC30650021	30	65	21	21	B	0.32	BA2B6037/C4	
DAC32720045	32	72	45	45	A.B	0.64	32BWD05	
DAC34660037	34	66	37	37	C.E.I	0.43	BAHB636114A	BAHB479399
DAC35620040	35	62	40	40	B.D	0.41		
DAC35650035	35	65	35	35	B.C.D.E.I	0.4	BT2B445620B	BAHB479399
DAC35720028	35	72	28	28	A	0.5	BAB441832AB	BAB441832AB
DAC35720033	35	72	33	33	B.C.D	0.58	BA2B446762B	446242
DAC35720034	35	72	34	34	B	0.58	VKBA897	BA2B243207
DAC35720037	35	72	37	37	B	0.6		
DAC38640037	38	64	37	37		0.34		
DAC38700038	38	70	38	38	C.D	0.48	68908A	
DAC38740040	38	74	40	40	B	0.41		
DAC38740050	38	74	50	50	B.G	0.41	FW116	559192
DAC39680037	39	68	37	37	C.G.D.F	0.59	BA2B309692	540733
DAC39720037	39	72	37	37	C.E	0.56	BAHB311396B	542186A
DAC39740036	39	74	36	36	B.D	0.59	395418	
DAC39740038	39	74	38	38	B	0.65	636096A	
DAC39740039	39	74	39	39	B.C.D.E	0.66	BAHB636096A	597557
DAC40740036	40	74	36	36	B.D.F	0.62		
DAC40740040	40	74	40	40	C.D	0.66	BAHB636060C	559493
DAC40740042	40	74	42	42	D	0.68		
DAC40750037	40	75	37	37	B.C.D.F	0.62	BAHB63696E	559494
DAC40750039	40	75	39	39	D	0.64		
DAC40840038	40	84	38	38	B.D	0.97		
DAC40900046	40	90	46	46	A	0.8		
DAC41680040/35	41	68	40	35	A	0.68	BTHB1866046	517009
DAC42720038/35	42	72	38	35	B	0.55	VKBA3235	517008
DAC42720038	42	72	38	38	B.F	0.56	BAHB1866047A	
DAC42750037	42	75	37	37	B.C	0.6	BA2B633457	545495D
DAC42760033	42	76	33	33	B.D	0.6	4668442AA	555801
DAC42760038	42	76	38	38	B.D	0.61	VKB1999	
DAC42760039	42	76	39	39	B.D	0.62		579102
DAC42780045	42	78	45	45	B.D	0.74	BAH-0069	

向心关节轴承

滑动摩擦副：钢/钢
Sliding contact surfaces:steel/steel

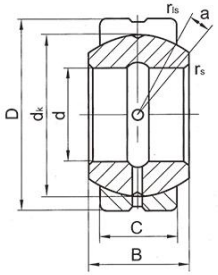

GEF ▮ ES

轴承型号 Bearing number	外形尺寸 Dimensions(mm)								额定载荷 Load ratings kN		重量 Weight ≈kg
	d	D	B	C	d_k	r_s min	r_{1s} min	α° ≈	动载荷 Dynamic	静载荷 Static	
GEF12ES	12	22	11	9	18	0.5	0.5	7	13	68	0.019
GEF15ES	15	26	13	11	22	0.5	0.5	6	20	102	0.028
GEF20ES	20	32	16	14	28	0.5	0.5	4	33	166	0.053
GEF22ES	22	37	19	16	32	0.5	0.5	6	43	217	0.085
GEF25ES	25	42	21	18	36	0.5	0.5	5	55	275	0.116
GEF30ES	30	50	27	23	45	1	1	6	87	439	0.225
GEF35ES	35	55	30	26	50	1	1	5	110	552	0.302
GEF40ES	40	62	33	28	55	1	1	6	130	654	0.375
GEF45ES	45	72	36	31	62	1	1	5	163	816	0.598
GEF50ES	50	80	42	36	72	1	1	5	220	1100	0.869
GEF55ES	55	90	47	40	80	1	1	6	272	1360	1.26
GEF60ES	60	100	53	45	90	1	1	6	344	1720	1.72
GEF65ES	65	105	55	47	94	1	1	5	375	1870	2.05
GEF70ES	70	110	58	50	100	1	1	5	425	2125	2.23
GEF75ES	75	120	64	55	110	1	1	5	510	2570	3.01
GEF80ES	80	130	70	60	120	1	1	5	610	3060	3.98
GEF85ES	85	135	74	63	125	1	1	6	669	3340	4.31
GEF90ES	90	140	76	65	130	1	1	5	718	3590	4.72
GEF95ES	95	150	82	70	140	1	1	5	833	4165	6.05
GEF100ES	100	160	88	75	150	1.5	1.5	5	956	4780	7.43
GEF110ES	110	170	93	80	160	1.5	1.5	5	1080	5440	8.54
GEF115ES	115	180	98	85	165	1.5	1.5	5	1190	5960	10.3
GEF120ES	120	190	105	90	175	1.5	1.5	6	1330	6690	12.4
GEF130ES	130	200	110	95	185	1.5	1.5	5	1490	7460	13.8
GEF150ES	150	220	120	105	205	1.5	1.5	5	1820	9140	17.1

角接触关节轴承 GAC...T系列

滑动摩擦副：钢/钢
Sliding contact surfaces:steel/steel

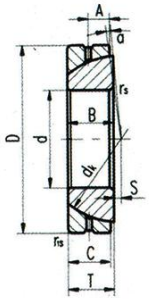

轴承型号 Bearing number	外形尺寸 Dimensions(mm)									额定载荷 Load ratings kN		重量 Weight ≈kg
	d	D	B	C	T	d_k	S	r_s r_{1s} min	α° ≈	动载荷 Dynamic	静载荷 Static	
GAC25T	25	47	15	14	15	42	0.6	1	2.5	75	149	0.148
GAC28T	28	52	16	15	16	47	1	1	2	90	179	0.186
GAC30T	30	55	17	15	17	49.5	1.3	1	4.5	95	188	0.208
GAC32T	32	58	17	16	17	52	2	1	2	106	211	0.241
GAC35T	35	62	18	16	18	55.5	2.1	1	4	117	234	0.268
GAC40T	40	68	19	17	19	62	2.8	1	3.5	139	277	0.327
GAC45T	45	75	20	18	20	68.5	3.5	1	3	162	324	0.416
GAC50T	50	80	20	19	20	74	4.3	1	1.5	185	370	0.455
GAC55T	55	90	23	20	23	82	5	1.1	4	216	432	0.645
GAC60T	60	95	23	21	23	88.5	5.7	1.1	2.5	245	489	0.714
GAC65T	65	100	23	22	23	93.5	6.5	1.1	1	271	542	0.759
GAC70T	70	110	25	23	25	102	7.2	1.1	2	309	618	1.04
GAC75T	75	115	25	24	25	107	7.9	1.1	1	339	676	1.12
GAC80T	80	125	29	25.5	29	115	8.6	1.1	3.5	387	772	1.54
GAC85T	85	130	29	26.5	29	122	9.4	1.1	2	426	851	1.61
GAC90T	90	140	32	28	32	128.5	10.1	1.5	3.5	474	948	2.09
GAC95T	95	145	32	29.5	32	135	10.8	1.5	2	525	1049	2.22
GAC100T	100	150	32	31	32	141	11.6	1.5	0.5	577	1151	2.34
GAC105T	105	160	35	32.5	35	148	12.3	2	2	634	1267	2.93
GAC110T	110	170	38	34	38	155	13	2	3	695	1380	3.68
GAC120T	120	180	38	37	38	168	14.5	2	0.5	820	1630	3.97
GAC130T	130	200	45	43	45	188	18	2.5	1	1060	2130	5.92
GAC140T	140	210	45	43	45	198	19	2.5	1	1120	2240	6.33
GAC150T	150	225	48	46	48	211	20	3	1	1280	2550	8.01
GAC160T	160	240	51	49	51	225	20	3	1	1445	2900	9.42
GAC170T	170	260	57	55	57	246	21	3	1	1780	3560	12.3
GAC180T	180	280	64	61	64	260	21	3	1	2090	4170	17.4
GAC190T	190	290	64	62	64	275	26	3	0.5	2250	4490	18.2
GAC200T	200	310	70	66	70	290	26	3	1.5	2520	5040	22.5

圆柱滚子轴承
Cylindrical roller bearing

产品特性

- 该系列轴承主要承受径向载荷，内、外圈均带挡边的轴承可以承受较小的轴向载荷；
- 单列圆柱滚子轴承为分离型轴承，安装与拆卸方便；
- 带保持架圆柱滚子轴承具有较高的极限转速，满装滚子轴承具有较高的承载能力；

单列圆柱滚子轴承可用做非定位、半定位及定位轴承。

设计优势

- 加强型设计，提高轴承承载能力，具有互换性，寿命更长；
- 采用优化的凸度滚子，优化应力分布状态，提高轴承寿命；
- 改善滚子与滚道接触和润滑状态，更合适高速运行；
- 可选用整体式保持架，可靠性高。

主要应用

电机、机床、工程机械、轻工机械、造纸机械、纺织机械等。

Product characteristics

·This series of bearings mainly bear radial load. The bearing with rib in inner and outer ring can bear smaller axial load;
·Single row bearing is easy to disassemble and install;
·The cylindrical roller bearing with cage has a higher limit speed and a full loaded roller bearing has a higher bearing capacity;
Single row cylindrical roller bearings can be used as non positioning, semi positioning and positioning bearings.

Design advantages

·Enhanced design improves bearing capacity, interchangeability and longer service life;
·The optimized crown roller is used to optimize the stress distribution and improve the bearing life;
·Improve the roller and raceway contact and lubrication state, more suitable for high-speed operation;
·Integral cage can be selected with high reliability.

Main applications

Electrical machinery, machine tools, engineering machinery, light industry machinery, paper machinery, textile machinery, etc.

产品类别 Product category

单列圆柱滚子轴承/cylindrical roller bearing

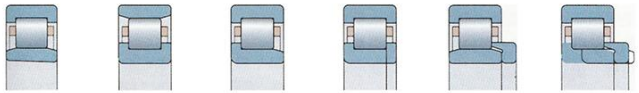

单列满装圆柱滚子轴承/Single row full loaded cylindrical roller bearing

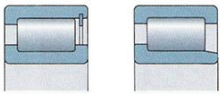

双列满装圆柱滚子轴承/Double row full loaded cylindrical roller bearing

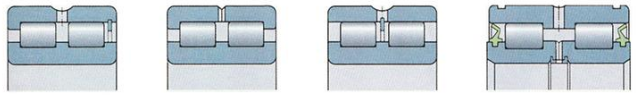

四列圆柱滚子轴承/Four row cylindrical roller bearing

创优质品牌

铸一流形象

合作 团结 发展 交流 共赢　　没有完美的个人，只有完美的团队

WORK TOGETHER AND WIN-WIN DEVELOPMENT COMMUNICATION

THERE IS NO PERFECT INDIVIDUAL, ONLY PERFECT TEAM

调心滚子轴承

Spherical Roller Bearings

CA

C

CT

MB

E

产品特性

- 该系列轴承可承受径向和轴向的联合载荷，能够承受较大的径向载荷，还能承受双向作用的轴向载荷但不能承受纯轴向载荷；
- 具有良好的调心功能，可以补偿轴与轴承座之间的角度误差；
- 具有较高的承载能力，适用于高载荷场合。

设计优势

- 加强型设计，提高轴承承载能力；
- 优化滚道与滚子的接触状态，优化应力分布状态；
- 严格控制滚子分组差和零件尺寸一致性，提高了轴承的运转精度和寿命；
- 改进保持架设计，提高轴承动态特性。

主要应用

冶金、矿山机械、工程机械、港口起重机械、造纸机械、纺织机械、齿轮箱等。

Product characteristics

·It is mainly used to bear the combined radial and axial load, the greater the contact of tapered roller bearing is, The larger the axial load can bear;

·The single row tapered roller bearing is a separate type bearing. Its inner components and outer rings can be installed separately The radial clearance and axial clearance of the bearing can be adjusted;

·Tapered roller bearing generally adopts steel plate stamping cage, when the size is large, steel plate welded cage or steel pillar solid cage is used.

Structure and design

It includes single row tapered roller bearing, double row tapered roller bearing and four row tapered roller bearing. There are standard designed metric bearing, British bearing and non-standard bearing designed according to different working conditions to adapt to different application conditions.

Main applications

Large machine tool spindle, axle box, high power reducer, rolling mill, backup roll and work roll.

角接触球轴承

Angular contact ball bearing

产品特性

- 能同时承受径向和轴向的联合负荷或纯轴向负荷；
- 运转阻力小，极限转速高；
- 旋转精度高；
- 噪声、振动小；
- 单列角接触球轴承只能承受一个方向的轴向力，通常成对使用平衡轴向力。

结构与设计

提供多种结构类型：单列角接触球轴承，配对角接触球轴承，双列角接触球轴承和四点接触球轴承等。

主要应用

机床、精密仪器、流体输送机械、轻工机械等。

Product characteristics

·It can bear radial and axial combined load or pure axial load at the same time;
·Small running resistance and high limit speed;
·High rotation accuracy;
·Low noise and vibration;
·Single row angular contact ball bearings can only bear one direction of axial force, usually used in pairs to balance the axial force.

Structure and design

Provide a variety of structural types: single row angular contact ball bearing, paired angular contact ball bearing, double row angular contact ball bearing Bearings and four point contact ball bearings, etc.

Main applications

Machine tools, precision instruments, fluid conveying machinery, light industry machinery, etc.

单列角接触球轴承/Single row angular contact ball bearing

型号 model	外形尺寸 Overall dimensions d	D	B	r1.2 最小 The minimum	r3.4 最小 The minimum	基本额定负荷 Basic rated load Cr	Cor	系数	极限转速 Basic rated load 脂润滑 Grease Lubrication	油润滑 Oil Lubrication	重量 The weight of the	型号 model	外形尺寸 Overall dimensions d	D	B	r1.2 最小 The minimum	r3.4 最小 The minimum	基本额定负荷 Basic rated load Cr	Cor	系数	极限转速 Basic rated load 脂润滑 Grease Lubrication	油润滑 Oil Lubrication	重量 The weight of the
	mm					KN	KN	fo	r/min	r/min	kg		mm					KN	KN	fo	r/min	r/min	kg
7900 AC	10	22	6	0.3	0.15	2880	1450	14.7	40000	56000	0.009	7007 C	35	62	14	1	0.6	19100	13700	15.0	17000	22000	0.173
7900C		22	6	0.3	0.15	3000	1520	14.1	48000	63000	0.009	7207A		72	17	1.1	0.6	29700	20100	14.7	10000	14000	0.287
7000 A		26	8	0.3	0.15	5350	2600	13.2	32000	43000	0.019	7207B		72	17	1.1	0.6	27100	18400	14.9	7500	10000	0.294
7000C		26	8	0.3	0.15	5300	2490	12.6	45000	63000	0.021	7207C		72	17	1.1	0.6	30500	19900	14.0	15000	20000	0.32
7200A		30	9	0.6	0.3	5400	2710	13.8	28000	38000	0.032	7307A		80	21	1.5	1	40000	26300	13.9	8000	10000	0.464
7200B		30	9	0.6	0.3	5000	2500	14.4	20000	28000	0.032	7307B		80	21	1.5	1	36500	24200	14.7	7100	9500	0.474
7200C		30	9	0.6	0.3	5400	2610	13.2	40000	56000	0.036	7908AC	40	62	12	0.6	0.3	14300	11200	16.1	14000	18000	0.11
7300A		35	11	0.6	0.3	9300	4300	12.2	20000	26000	0.053	7908C		62	12	0.6	0.3	15100	11700	15.7	16000	22000	0.109
7300B		35	11	0.6	0.3	8750	4050	12.9	18000	24000	0.054	7008A		68	15	1	0.6	19500	15400	15.7	10000	14000	0.19
7901AC	12	24	6	0.3	0.15	3200	1770	15.2	38000	53000	0.011	7008		68	15	1	0.6	20600	15900	15.4	15000	20000	0.212
7901C		24	6	0.3	0.15	3350	1860	14.7	45000	63000	0.011	7208A		80	18	1.1	0.6	35500	25100	14.6	9500	13000	0.375
7001A		28	8	0.3	0.15	5800	2980	13.8	28000	38000	0.021	7208B		80	18	1.1	0.6	32000	23000	15.1	6700	9000	0.383
7001C		28	8	0.3	0.15	5800	2900	13.5	40000	56000	0.024	7208C		80	18	1.1	0.6	36500	25200	14.2	14000	19000	0.418
7201A		32	10	0.6	0.3	8000	4050	13.1	26000	34000	0.037	7308A		90	23	1.5	1	49000	33000	14.0	7100	9000	0.633
7201 B		32	10	0.6	0.3	7450	3750	13.8	18000	26000	0.038	7308B		90	23	1.5	1	45000	30500	14.5	6300	8500	0.648
7201C		32	10	0.6	0.3	7900	3850	12.5	36000	50000	0.041.	7909AC	45	68	12	0.6	0.3	15100	12700	16.2	12000	17000	0.13
7301A		37	12	1	0.6	9450	4500	12.7	18000	24000	0.060	7909C		68	12	0.6	0.3	16000	13400	16.0	14000	20000	0.129
7301 B		37	12	1	0.6	8850	4200	13.4	16000	22000	0.061	7009A		75	16	1	0.6	23100	18700	15.7	9500	13000	0.25
7902AC	15	28	7	0.3	0.15	4550	2530	14.8	32000	43000	0.015	7009C		75	16	1	0.6	24400	19300	15.4	14000	19000	0.269
7902C		28	7	0.3	0.15	4750	2640	14.5	38000	53000	0.015	7209A		85	19	1.1	0.6	39500	28700	14.7	8500	12000	0.411
7002A		32	9	0.3	0.15	6100	3450	14.5	24000	32000	0.030	7209B		85	19	1.1	0.6	36000	26200	15.4	6300	8500	0.421
7002C		32	9	0.3	0.15	6250	3400	14.1	34000	48000	0.034	7209C		85	19	1.1	0.6	41000	28800	14.2	12000	17000	0.468
7202A		35	11	0.6	0.3	8650	4650	13.8	22000	30000	0.045	7309A		100	25	1.5	1	63500	43500	13.7	6300	8500	0.848
7202B		35	11	0.6	0.3	7950	4300	14.4	16000	22000	0.046	7309B		100	25	1.5	1	58500	40000	14.3	5600	7500	0.869
7202C		35	11	0.6	0.3	8650	4550	13.2	32000	45000	0.052	7910AC	50	72	12	0.6	0.3	15900	14200	16.4	11000	15000	0.132
7302A		42	13	1	0.6	13400	7100	13.0	16000	22000	0.084	7910C		72	12	0.6	0.3	16900	15000	16.2	13000	18000	0.13
7302B		42	13	1	0.6	12500	6600	13.6	14000	19000	0.086	7010A		80	16	1	0.6	24500	21100	16.0	8500	12000	0.263
7903AC	17	30	7	0.3	0.15	4750	2800	15.1	30000	40000	0.017	7010C		80	16	1	0.6	26000	21900	15.9	12000	17000	0.293
7903C		30	7	0.3	0.15	5000	2940	14.8	34000	48000	0.017	7210A		90	20	1.1	0.6	41500	31500	15.0	8000	11000	0.466
7003A		35	10	0.3	0.15	6400	3800	14.9	22000	30000	0.040	7210B		90	20	1.1	0.6	37500	28600	15.4	5600	8000	0.477
7003C		35	10	0.3	0.15	6600	3800	14.5	32000	43000	0.044	7210C		90	20	1.1	0.6	43000	31500	14.5	12000	16000	0.528
7203A		40	12	0.6	0.3	10800	6000	13.8	20000	28000	0.067	7310A		110	27	2	1	74000	52000	13.8	5600	7500	1.1
7203B		40	12	0.6	0.3	9950	5500	14.4	14000	19000	0.068	7310B		110	27	2	1	68000	48000	14.4	5000	6700	1.12
7203C		40	12	0.6	0.3	10900	5850	13.2	28000	38000	0.075	7911AC	55	80	13	1	0.6	18100	16800	16.4	10000	14000	0.184
7303A		47	14	1	0.6	15900	8650	13.1	14000	19000	0.116	7911 C		80	13	1	0.6	19100	17700	16.3	12000	16000	0.182
7303B		47	14	1	0.6	14800	8000	13.7	13000	17000	0.118	7011A		90	18	1.1	0.6	32500	27700	15.8	7500	11000	0.391
7904AC	20	37	9	0.3	0.15	6600	4050	15.2	24000	32000	0.036	7011 C		90	18	1.1	0.6	34000	28600	15.4	11000	15000	0.43
7904C		37	9	0.3	0.15	6950	4250	14.9	28000	38000	0.036	7211A		100	21	1.5	1	51000	39500	15.2	7100	10000	0.613
7004A		42	12	0.6	0.3	10800	6600	14.5	18000	24000	0.068	7211B		100	21	1.5	1	46500	36000	15.4	5300	7100	0.627
7004C		42	12	0.6	0.3	11100	6550	14.0	26000	36000	0.076	7211.0		100	21	1.5	1	53000	40000	14.5	10000	14000	0.688
7204A		47	14	1	0.6	14500	8300	13.8	17000	22000	0.106	7311A		120	29	2	1	86000	61500	13.9	5000	6700	1.41
7204B		47	14	1	0.6	13300	7650	14.4	12000	16000	0.109	7311B		120	29	2	1	79000	56500	14.4	4500	6300	1.45
7204C		47	14	1	0.6	14600	8050	13.2	24000	34000	0.118	7912AC	60	85	13	1	0.6	18300	17700	16.5	9500	13000	0.197
7304A		52	15	1.1	0.6	18700	10400	13.2	13000	17000	0.146	7912C		85	13	1	0.6	19400	18700	16.4	11000	15000	0.194
7304B		52	15	1.1	0.6	17300	9650	13.9	11000	15000	0.15	7012A		95	18	1.1	0.6	33000	29500	16.0	7100	10000	0.417
7905AC	25	42	9	0.3	0.15	7450	5150	15.6	20000	28000	0.043	7012		95	18	1.1	0.6	35000	30500	15.6	10000	14000	0.46
7905C		42	9	0.3	0.15	7850	5400	15.5	24000	34000	0.042	7212A		110	22	1.5	1	62000	48500	14.9	6700	9000	0.798
7005A		47	12	0.6	0.3	11300	7400	15.1	16000	22000	0.079	7212B		110	22	1.5	1	56000	44500	15.3	4800	6300	0.815
7005C		47	12	0.6	0.3	11700	7400	14.7	22000	30000	0.089	7212C		110	22	1.5	1	64000	49000	14.4	9500	13000	0.889
7205A		52	15	1	0.6	16200	10300	14.4	15000	20000	0.13	7312A		130	31	2.1	1.1	98000	71500	13.9_	4800	6300	1.74
7205B		52	15	1	0.6	14800	9400	15.0	10000	14000	0.133	7312B		130	31	2.1	1.1	90000	65500	14.4	4300	5600	1.78
7205C		52	15	1	0.6	16600	10200	14.0	22000	28000	0.143	7913AC	65	90	13	1	0.6	19100	19400	16.4	9000	12000	0.211
7305A		62	17	1.1	0.6	26400	15800	13.5	10000	14000	0.235	7913C		90	13	1	0.6	20200	20500	16.5	10000	14000	0.208
7305B		62	17	1.1	0.6	24400	14600	14.1	9000	13000	0.241	7013A		100	18	1.1	0.6	35000	33000	16.2	6700	9500	0.455
7906AC	30	47	9	0.3	0.15	7850	5950	16.1	18000	24000	0.049	7013C		100	18	1.1	0.6	37000	34500	15.9	10000	13000	0.493
7906C		47	9	0.3	0.15	8300	6250	15.9	22000	28000	0.049	7213A		120	23	1.5	1	70500	58000	15.0	6000	8500	1.03
7006A		55	13	1	0.6	14500	10100	15.3	13000	18000	0.116	7213B		120	23	1.5	1	63500	52500	15.4	4300	6000	1.05
7006C		55	13	1	0.6	15100	10300	14.9	19000	26000	0.134	7213C		120	23	1.5	1	73000	58500	14.6	9000	12000	1.14
7206A		62	16	1	0.6	22500	14800	14.4	12000	17000	0.197	7313A		140	33	2.1	1.1	111000	82000	14.0	4300	6000	2.12
7206B		62	16	1	0.6	20500	13500	14.9	8500	12000	0.202	7313B		140	33	2.1	1.1	102000	75500	14.5	3800	5300	2.17
7206C		62	16	1	0.6	23000	14700	14.0	18000	24000	0.222	7914AC	70	100	16	1	0.6	26500	26300	16.5	8000	11000	0.341
7306A		72	19	1.1	0.6	33500	20900	13.6	9000	12000	0.346	7914C		100	16	1	0.6	28100	27800	16.4	9500	13000	0.338
7306B		72	19	1.1	0.6	31000	19300	14.2	8000	11000	0.354	7014A		110	20	1.1	0.6	44000	41500	16.0	6300	8500	0.625
7907AC	35	55	10	0.6	0.3	11400	8700	16.1	15000	20000	0.074	7014C		110	20	1.1	0.6	47000	43000	15.7	9000	12000	0.698
7907C		55	10	0.6	0.3	12100	9150	15.7	18000	24000	0.074	7214A		125	24	1.5	1	76500	63500	15.0	5600	8000	1.11
7007A		62	14	1	0.6	18300	13400	15.4	12000	16000	0.153	7214B		125	24	1.5	1	69000	58000	15.5	4000	5600	1.14

单列圆锥滚子轴承公制系列

Metric series of single row tapered roller bearings

序号 No.	轴承型号 Bearing type		外型尺寸（mm）Dimension							额定动负荷 Rated dynamic load Cr(Kn)	额定静负荷 Raled static load Cor(Kn)	重量 Weight(Kg)
	现行代号 The current code	原代号 The original code	d	D	B	C	T	Rmin	rmin			
29	32944	2007944E	220	300	51	39	51					10
30	32948	2007948E	240	320	51	39	51					10.7
31	32952	2007952E	260	360	63.5	48	63.5					18.6
32	32956	2007956E	280	380	63.5	48	63.5					19.7
33	32960	2007960E	300	420	76	57	76					31.5
34	32964	2007964E	320	440	76	57	76					33.3
35	32968	2007968E	340	460	76	57	76					34.8
330系列												
1	33005	3007105E	25	47	17	14	17	0.6	0.6	32.5	42.5	0.129
2	33006	3007106E	30	55	20	16	20	1	1	43.7	58.8	0.201
3	33007	3007107E	35	62	21	17	21	1	1	46.9	63.3	0.254
4	33008	3007108E	40	68	22	18	22	1	1	60.2	79.6	0.306
5	33009	3007109E	45	75	24	19	24	1	1	72.6	100.4	0.398
6	33010	3007110E	50	80	24	19	24	1	1	76.8	110.9	0.433
7	33011	3007111E	55	90	27	21	27	1.5	1.5	94.9	144.7	0.64
8	33012	3007112E	60	95	27	21	27	1.5	1.5	96.7	151.1	0.691
9	33013	3007113E	65	100	27	21	27	1.5	1.5	100.9	163.6	0.723
10	33014	3007114E	70	110	31	25.5	31	1.5	1.5	134.4	200.4	1.07
11	33015	3007115E	75	115	31	25.5	31	1.5	1.5	133.1	221.2	1.12
12	33016	3007116E	80	125	36	29.5	36	1.5	1.5	181.9	304.3	1.63
13	33017	3007117E	85	130	36	29.5	36	1.5	1.5	180.4	305.5	1.69
14	33018	3007118E	90	140	39	32.5	39	2	1.5	232.6	388.6	2.2
15	33019	3007119E	95	145	39	32.5	39	2	1.5	231	389.9	2.26
16	33020	3007120E	100	150	39	32.5	39	2	1.5	229.5	391.2	2.33
17	33021	3007121E	105	160	43	34	43	2.5	2.5	264.7	453.5	3.003
18	33022	3007122E	110	170	47	37	47	2.5	2	288.7	502.7	3.74
19	33024	3007124E	120	180	48	38	48	3	2	298.2	535.1	4.07
20	33026	3007126E	130	200	55	43	55	2.5	2	400.6	727.4	6.15
21	33028	3007128E	140	210	56	44	56	2.5	2.5	407	755.5	6.584
22	33030	3007130E	150	225	59					459	869	7.98
331系列												
1	33108	3007708E	40	75	26	20.5	26	1.5	1.5	84.7	110.3	0.486
2	33109	3007709E	45	80	26	20.5	26	1.5	1.5	87.1	117.2	0.535
3	33110	3007710E	50	85	26	20	26	1.5	1.5	89.3	124.1	0.572
4	33111	3007711E	55	95	30	23	30	1.5	1.5	114.5	164.8	0.843
5	33112	3007712E	60	100	30	23	30	1.5	1.5	117.1	173.2	0.895
6	33113	3007713E	65	110	34	26.5	34	1.5	1.5	142.8	220.4	1.3
7	33114	3007714E	70	120	37	29	37	2	1.5	172.1	267	1.7
8	33115	3007715E	75	125	37	29	37	2	1.5	176.1	279.6	1.78
9	33116	3007716E	80	130	37	29	37	2	1.5	179.6	292.3	1.87
10	33117	3007717E	85	140	41	32	41	2.5	2	215.7	354.2	2.43

单列圆锥滚子轴承公制系列

Metric series of single row tapered roller bearings

序号 No.	轴承型号 Bearing type		外型尺寸（mm）Dimension							额定动负荷 Rated dynamic load Cr(Kn)	额定静负荷 Raled static load Cor(Kn)	重量 Weight(Kg)
	现行代号 The current code	原代号 The original code	d	D	B	C	T	Rmin	rmin			
11	33118	3007718E	90	150	45	35	45	2.5	2	252.1	414.7	3.13
12	33119	3007719E	95	160	49	38	49	2.5	2	298.9	498.2	3.94
13	33120	3007720E	100	165	52	40	52	2.5	2	309.4	529.2	4.31
14	33121	3007721E	105	175	56	44	56	2.5	2	351.8	607.8	5.29
15	33122	3007722E	110	180	56	43	56	2.5	2	373.2	639.1	5.5
16	33124	3007724E	120	200	62	48	62	2.5	2	448.2	779.1	7.68
332系列												
1	33205	3007205E	25	52	22	18	22	1	1	47.1	55.8	0.216
2	33206	3007206E	30	62	25	19.5	25	1	1	63.8	75.4	0.342
3	33207	3007207E	35	72	28	22	28	1.5	1.5	82.6	101.7	0.515
4	33208	3007208E	40	80	32	25	32	1.5	1.5	105.8	135.5	0.715
5	33209	3007209E	45	85	32	25	32	1.5	1.5	109.5	145.1	0.771
6	33210	3007210E	50	90	32	24.5	32	1.5	1.5	112.9	154.6	0.825
7	33211	3007211E	55	100	35	27	35	2	1.5	143.1	196.7	1.15
8	33212	3007212E	60	110	38	29	38	2	1.5	165.8	231.4	1.51
9	33213	3007213E	65	120	41	32	41	2	1.5	202.2	281.6	1.99
10	33214	3007214E	70	125	41	32	41	2	1.5	208.6	298.3	2.1
11	33215	3007215E	75	130	41	31	41	2	1.5	207.1	299.7	2.17
12	33216	3007216E	80	140	46	35	46	2.5	1.5	245.7	361.8	2.83
13	33217	3007217E	85%	150	49	37	49	2.5	2	281.7	415.7	3.52
14	33218	3007218E	90	160	55	42	55	2.5	2	330.6	499.7	4.55
15	33219	3007219E	95	170	58	44	58	3	2.5	377.4	568.4	5.48
16	33220	3007220E	100	180	63	48	63	3	2.5	436.5	666.2	6.71
17	33221	3007221E	105	190	68	52	68	3	2.5	497.8	770.5	8.12
77、78系列												
1	30612	7712E	60	120	46							2.22
2	30613	7713E	65	150	54							4.5
3	33714X2	7714R	70	120	45							1.89
4	30616	7716E	80	130	32							1.6
5	33218X2	7718E	90	160	50							3.83
6	30621	7721	105	215	78							12.6
7	30623	7723E	115	190	49							5.13
8	30628	7728	140	230	58							8.97
9		7806	32	72	29.75							
10		7808	40	80	21.5							0.45
11		7809	45	90	38.5							0.846
12	33113X2	7813E	65	100			30.5					1.1
13	33114X2	7814E	70	120			23					1.33
14	30615	7815E	75	130			41					2.17
15	33216X2	7816E	80	140			45					2.74
16	30617	7817E	85	157			47.65					3.95

单列圆柱滚子轴承/cylindrical roller bearing

轴承型号 BearingNo.	基本尺寸 Principal dimensions			极限转速 Speed ratings		额定负荷（KN） Basic load ratings		参考重量（Kg） Mass
	内径	外径	高度	脂	油	动（KN）	静（KN）	
	d	D	B	Grease	Oil	Dynamic	Siatic	
N/NJ/NU/NUP/NF202E/EM	15	35	11	15000	20000	12	14	0.008
N/NJ/NU/NUP/NF203E/EM	17	40	12	18000	18000	17.6	14.6	0.009
N/NJ/NU/NUP/NF204E/EM	20	47	14	17000	20000	16.6	13.9	0.109
N/NJ/NU/NUP/NF205E/EM	25	52	15	11000	14000	27.5	26.8	0.155
N/NJ/NU/NUP/NF206E/EM	30	62	16	8500	11000	36	35.6	0.24
N/NJ/NU/NUP/NF207E/EM	35	72	17	7500	9500	46.5	48	0.36
N/NJ/NU/NUP/NF208E/EM	40	80	18	7000	9000	51.5	53	0.44
N/NJ/NU/NUP/NF209E/EM	45	85	18	6300	8000	58.5	63.8	0.53
N/NJ/NU/NUP/NF210E/EM	50	90	20	6000	5000	61.2	69.2	0.58
N/NJ/NU/NUP/NF211E/EM	55	100	21	5300	6700	80.2	95.5	0.63
N/NJ/NU/NUP/NF212E/EM	50	110	22	5000	6300	89.8	102	0.95
N/NJ/NU/NUP/NF213E/EM	65	120	23	4500	5600	102	118	1.15
N/NJ/NU/NUP/NF214E/EM	70	125	24	4300	5300	112	134	1.34
N/NJ/NU/NUP/NF215E/EM	75	130	25	4000	5300	112	135	1.72
N/NJ/NU/NUP/NF216E/EM	80	140	26	3800	4800	132	165	1.76
N/NJ/NU/NUP/NF217E/EM	85	150	28	3600	4500	158	192	2.1
N/NJ/NU/NUP/NF218E/EM	90	160	30	3400	4300	170	203	2.63
N/NJ/NU/NUP/NF219E/EM	95	170	32	3200	4000	192	214	3.06
N/NJ/NU/NUP/NF220E/EM	100	180	34	3000	3800	208	226	3.45
N/NJ/NU/NUP/NF221E/EM	105	190	36	2800	3600	224	238	4.4
N/NJ/NU/NUP/NF222E/EM	110	200	38	2600	3400	239	342	5.36
N/NJ/NU/NUP/NF224E/EM	120	215	40	2400	2900	345	435	5.85
N/NJ/NU/NUP/NF226E/EM	130	230	40	2400	2800	376	455	7
N/NJ/NU/NUP/NF228E/EM	140	250	42	2300	2700	365	460	9
N/NJ/NU/NUP/NF230E/EM	150	270	45	2200	2500	395	520	11.7
N/NJ/NU/NUP/NF232E/EM	160	290	48	1900	2300	450	600	12
N/NJ/NU/NUP/NF234E/EM	170	310	52	1800	2200	495	665	18
N/NJ/NU/NUP/NF236E/EM	180	320	52	1700	2100	510	685	19.2
N/NJ/NU/NUP/NF238E/EM	190	340	55	1600	2000	610	810	21.6
N/NJ/NU/NUP/NF240E/EM	200	360	58	1400	1800	630	860	28
N/NJ/NU/NUP/NF244E/EM	220	400	65	1100	1500	700	965	39
N/NJ/NU/NUP/NF248E/EM	240	440	72	1000	1100	770	1100	51
N/NJ/NU/NUP/NF252E/EM	260	480	80	900	1000	955	1400	70

单列圆柱滚子轴承/cylindrical roller bearing

轴承型号 BearingNo.	基本尺寸 Principal dimensions			极限转速 Speed ratings		额定负荷（KN） Basic load ratings		参考重量（Kg） Mass
	内径	外径	高度	脂	油	动（KN）	静（KN）	
	d	D	B	Grease	Oil	Dynamic	Siatic	
N/NJ/NU/NUP/NF303E/EM	17	47	14	13000	15000	24.646	21.164	0.1387
N/NJ/NU/NUP/NF304E/EM	20	52	15	14000	17000	23.1	19.2	0.149
N/NJ/NU/NUP/NF305E/EM	25	62	17	9000	12000	38.5	35.8	0.28
N/NJ/NU/NUP/NF306E/EM	30	72	19	8000	10000	49.2	51.3	0.3
N/NJ/NU/NUP/NF307E/EM	35	80	21	7000	9000	62	63.2	0.54
N/NJ/NU/NUP/NF308E/EM	40	90	23	6300	8000	76.8	77.8	0.71
N/NJ/NU/NUP/NF309E/EM	45	100	25	5600	7000	93	98	0.98
N/NJ/NU/NUP/NF310E/EM	50	110	27	5300	6700	105	112	1.31
N/NJ/NU/NUP/NF311E/EM	55	120	29	4800	6000	128	138	1.7
N/NJ/NU/NUP/NF312E/EM	60	130	31	4500	5600	142	155	2.07
N/NJ/NU/NUP/NF313E/EM	65	140	33	4000	5000	170	188	2.58
N/NJ/NU/NUP/NF314E/EM	70	150	35	3800	4800	195	220	3.04
N/NJ/NU/NUP/NF315E/EM	75	160	37	3600	4500	228	260	3.88
N/NJ/NU/NUP/NF316E/EM	80	170	39	3400	4300	245	270	4.3
N/NJ/NU/NUP/NF317E/EM	85	180	41	3200	4000	265	280	5.25
N/NJ/NU/NUP/NF318E/EM	90	190	43	3000	3800	290	320	6.24
N/NJ/NU/NUP/NF319E/EM	95	200	45	2800	3600	320	350	7.27
N/NJ/NU/NUP/NF320E/EM	100	215	47	2400	2900	390	440	7.8
N/NJ/NU/NUP/NF321E/EM	105	225	49	2300	2800	430	510	11
N/NJ/NU/NUP/NF322E/EM	110	240	50	2200	2700	460	540	12
N/NJ/NU/NUP/NF324E/EM	120	260	55	2000	2600	535	615	14
N/NJ/NU/NUP/NF326E/EM	130	280	58	1900	2300	590	690	18
N/NJ/NU/NUP/NF328E/EM	140	300	62	1800	2200	675	810	20.3
N/NJ/NU/NUP/NF330E/EM	150	320	65	1600	2000	735	895	26
N/NJ/NU/NUP/NF332E/EM	160	340	68	1400	1800	820	945	32
N/NJ/NU/NUP/NF334E/EM	170	360	72	1200	1600	910	1000	39
N/NJ/NU/NUP/NF336E/EM	180	380	75	1000	1400	975	1150	44
N/NJ/NU/NUP/NF338E/EM	190	400	78	900	1300	1045	1265	50
N/NJ/NU/NUP/NF340E/EM	200	420	80	800	1000	1130	1340	57

调心滚子产品数据表 CC/CA/MB/MA/E/E1

Product data sheet of self aligning roller

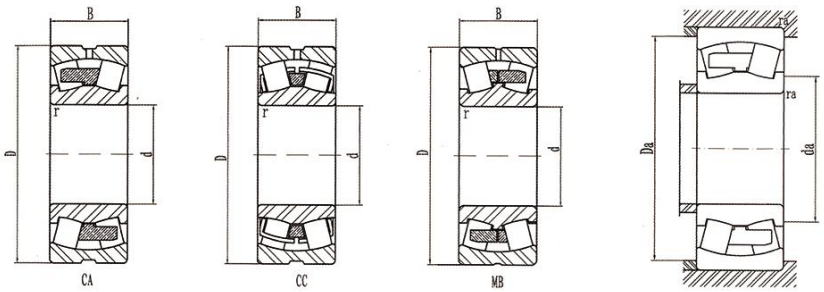

型号 Bearing No	尺寸 Dimensions (mm)			载荷 Load Ratings(Kn)		转速 (RPM)		安装尺寸 Mounting Dimensions(mm)			重量 Weight (kg)
								da	Da	ra	
	d	D	B	Cr	Cor	Grease	Oil	Min	Max	Max	
21304	20	52	15	32	32	6100	7500	27	45	1.0	0.17
21305	25	62	17	42	45	5400	6800	32	55	1.0	0.25
21306	30	72	19	58	64	4400	5800	37	65	1.0	0.43
21307	35	80	21	65	75	4200	5400	44	71	1.5	0.52
21308	40	90	23	89	99	3800	4500	49	81	1.5	0.75
21309	45	100	25	106	118	3400	3800	54	91	1.5	1.03
21310	50	110	27	124	144	3000	4000	60	100	2.0	1.40
21311	55	120	29	146	175	2800	3400	65	110	2.0	1.68
21312	60	130	31	167	201	2600	3300	72	118	2.1	2.00
21313	65	140	33	188	235	2400	3200	77	128	2.1	2.57
21314	70	150	35	218	276	2200	2900	82	138	2.1	3.20
21315	75	160	37	245	311	2000	2800	87	148	2.1	3.76
21316	80	170	39	268	359	2000	2400	92	158	2.1	4.81
21317	85	180	41	307	397	1800	2200	99	166	2.5	5.30
21318	90	190	43	330	433	1600	2200	104	176	2.5	6.20
21319	95	200	45	366	500	1700	2200	109	186	2.5	7.10
21320	100	215	47	397	546	1600	2000	114	201	2.5	8.90
21321	105	225	49	420	575	1500	1900	119	211	2.5	10.10
21322	110	240	50	460	635	1400	1800	124	226	2.5	11.82

调心滚子产品数据表 CC/CA/MB/MA/E/E1

Product data sheet of self aligning roller

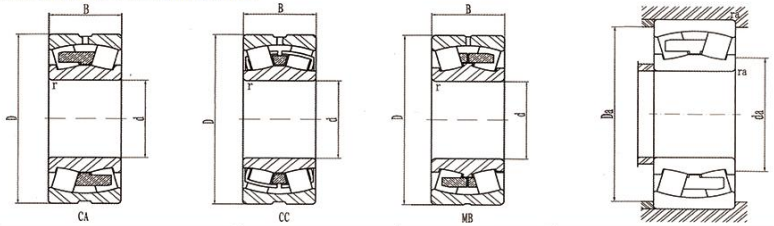

型号 Bearing No	尺寸 Dimensions (mm)			载荷 Load Ratings(Kn)		转速 (RPM)		安装尺寸 Mounting Dimensions(mm)			重量 Weight (kg)
								da	Da	ra	
	d	D	B	Cr	Cor	Grease	Oil	Min	Max	Max	
22205	25	52	18	40	42	8100	10000	30	46	1.0	0.17
22206	30	62	20	53	59	5600	6800	36	56	1.0	0.30
22207	35	72	23	79	87	4700	5800	42	65	1.0	0.44
22208	40	80	23	81	94	4600	5600	47	73	1.0	0.51
22209	45	85	23	85	100	4200	5200	52	78	1.0	0.61
22210	50	90	23	87	108	3900	4800	57	83	1.0	0.88
22211	55	100	25	105	129	3500	4300	64	91	1.5	0.82
22212	60	110	28	126	170	3200	4200	69	101	1.5	1.21
22213	65	120	31	155	201	2800	3500	74	111	1.5	1.62
22214	70	125	31	163	211	2700	3300	79	116	1.5	1.70
22215	75	130	31	167	222	2500	3200	84	121	1.5	1.80
22216	80	140	33	180	245	2300	3000	90	130	2.0	2.21
22217	85	150	36	216	286	2200	2800	95	140	2.0	2.85
22218	90	160	40	247	332	2000	2600	100	150	2.0	3.50
22219	95	170	43	286	391	2000	2400	107	158	2.1	4.25
22220	100	180	46	319	438	1800	2400	112	168	2.1	4.90
22222	110	200	53	417	592	1500	1900	122	188	2.1	7.50
22224	120	215	58	484	698	1400	1800	132	203	2.1	9.00
22226	130	230	64	567	834	1200	1600	144	216	2.5	11.30
22228	140	250	68	647	958	1100	1600	154	236	2.5	14.60
22230	150	270	73	760	1130	950	1300	164	256	2.5	18.45
22232	160	290	80	850	1280	950	1200	174	276	2.5	22.30
22234	170	310	86	975	1500	950	1200	188	292	3.0	28.45
22236	180	320	86	1010	1590	8001	1000	198	302	3.0	30.00
22238	190	340	92	842	1555	750	1050	208	322	3.0	35.80
22240	200	360	98	947	1790	700	900	218	342	3.0	47.00
22244	220	400	108	1250	2280	950	1300	238	382	3.0	61.80
22248	240	440	120	1820	2750	900	1200	258	422	3.0	85.30
22252	260	480	130	1900	3600	850	1100	282	458	4.0	110.00
22256	280	500	1301	1990	3600	800	1000	302	478	4.0	126.00
22260	300	540	140	2310	4750	670	850	322	518	4.0	143.00
22264	320	580	150	2490	4550	650	850	342	558	4.0	175.00
22272	360	650	170	4200	6200	400	550				248.00
22276	380	700	175	4500	6500	4004	550				288.00

单列角接触球轴承/Single row angular contact ball bearing

型号 model	外形尺寸 Overall dimensions d	D	B	r1.2 最小 Min.	r3.4 最小 Min.	基本额定负荷 Basic rated load Cr	Cor	系数	极限转速 Basic rated load 脂润滑 Grease lubrication	油润滑 Oil lubrication	重量 The weight of the
	mm					KN	KN	fo	r/min	r/min	kg
7214C	70	125	24	1.5	1	79500	64500	14.6	8500	11000	1.24
7314A		150	_35	2.1	1.1	125000	93500	14.2	4000	5300	2.6
7314B		150	35	2.1	1.1	114000	86000	14.5	3600	5000	2.65
7915AC	75	105	16	1	0.6	26900	27700	16.5	7500	10000	0.355
7915C		105	16	1	0.6	28600	29300	16.5	9000	12000	0.357
7015A		115	20	1.1	0.6	45000	43500	16.1	6000	8000	0.661
7015C		115	20	1.1	0.6	48000	45500	15.9	8500	12000	0.748
7215A		130	25	1.5	1	76000	64500	15.2	5600	7500	1.19
7215B		130	25	1.5	1	68500	58500	15.6	3800	5300	1.22
7215C		130	25	1.5	1	830001	70000	14.8	8000	11000	1.36
7315A		160	37	2.1	1.1	136000	106000	14.0	3800	5000	3.13
7315B		160	37	21	1.1	125000	97500	14.4	3400	4800	3.19
7916AC	80	110	16	1	0.6	27300	29000	16.4	7100	10000	0.38
7916C		110	16	1	0.6	29000	30500	16.5	8500	12000	0.376
7016A		125	22	1.1	0.6	55000	53000	16.0	5600	7500	0.88
7016C		125	22	1.1	0.6	58500	55500	15.7	8000	11000	0.966
7216A		140	26	2	1	89000	76000	15.4	5000	7100	1.46
7216B		140	26	2	1	80500	69500	15.5	3600	5000	1.49
7216C		140	26	2	1	93000	77500	14.8	7500	10000	1.64
7316A		170	39	2.1	1.1	147000	119000	14.0	3600	4800	3.71
7316B		170	39	2.1	1.1	135000	109000	14.5	3200	4300	3.79
7917AC	85	120	18	1.1	0.6	36500	38500	16.5	6700	9000	0.541
7917 C		120	18	1.1	0.6	39000	40500	16.4	8000	11000	0.534
7017A		130	22	1.1	0.6	56500	56000	16.1	5300	7100	0.913
7017 C		130	22	1.1	0.6	60000	58500	15.9	7500	10000	1.01
7217A		150	28	2	1	103000	89000	15.1	4800	6700	1.83
7217 B		150	28	2	1	93000	81000	15.5	3400	4800	1.87
7217C		150	28	2	1	107000	90500	14.9	6700	9500	2.04
7317A		180	41	3	1.1	159000	133000	14.1	3400	4500	4.33
7317 B		180	41	3	1.1	146000	122000	14.6	3000	4000	4.43
7918AC	90	125	18	1.1	0.6	39500	43500	16.4	6300	8500	0.56
7918C		125	18	1.1	0.6	41500	46000	16.5	7500	10000	0.563
7018A		140	24	1.5	1	67500	66500	16.0	4800	6700	1.19
7018C		140	24	1.5	1	71500	69000	15.7	7100	9500	1.34
7218A		160	30	2	1	118000	103000	15.1	4500	6000	2.25
7218B		160	30	2	1	107000	94000	15.5	3200	4300	2.29
7218C		160	30	2	1	123000	105000	14.6	6300	9000	2.51
7318A		190	43	3	1.1	171000	147000	14.1	3200	4300	5.06
7318B		190	43	3	1.1	156000	135000	14.6	2800	3800	5.17
7919AC	95	130	18	1.1	0.6	40000	45500	16.4	6000	8500	0.603
7919C		130	18	1.1	0.6	42500	48000	16.5	7100	10000	0.597
7019A		145	24	1.5	1	67000	67000	16.1	4500	6300	1.43
7019C		145	24	1.5	1	73500	73000	15.9	6700	9000	1.42
7219A		170	32	2.1	1.1	128000	111000	15.0	4300	5600	2.68
7219B		170	32	21	1.1	116000	101000	15.4	3000	4000	2.74
7219C		170	32	21	1.1	133000	112000	14.6	6000	8500	3.05
7319A		200	45	3	1.1	183000	162000	14.1	3000	4000	5.83
7319B		200	45	3	1.1	167000	149000	14.6	2600	3600	5.98
7920AC	100	140	20	1.1	0.6	47500	51500	16.3	5600	8000	0.804
7920C		140	20	1.1	0.6	50000	54000	16.4	6700	9000	0.794
7020A		150	24	1.5	1	68500	70500	16.3	4500	6000	1.48
7020C		150	24	1.5	1	75500	77000	16.0	6300	9000	1.46
7220A		180	34	2.1	1.1	144000	126000	15.0	4000	5300	3.22
7220B		180	34	2.1	1.1	130000	114000	15.4	2800	3800	3.29
7220C		180	34	2.1	1.1	149000	127000	14.5	5600	8000	3.65
7320A		215	47	3	1.1	207000	193000	14.0	2800	3800	7.29
7320B		215	47	3	1.1	190000	178000	14.5	2400	3400	7.43
7921AC	105	145	20	1.1	0.6	48000	54000	16.4	5600	7500	0.82
7921C		145	20	1.1	0.6	51000	57000	16.5	6300	9000	0.826
7021A		160	26	2	1	80000	81500	16.1	4300	5600	1.84
7021 C		160	26	2	1	88000	89500	15.8	6000	8500	1.82
7221A		190	36	2.1	1.1	157000	142000	15.0	3800	5000	3.84
7221 B		190	36	2.1	1.1	142000	129000	15.4	2600	3600	3.92
7221C		190	36	2.1	1.1	162000	143000	14.5	5300	7500	4.33
7321A		225	49	3	1.1	208000	193000	14.2	2600	3600	9.34
7321 B		225	49	3	1.1	191000	177000	14.5	2400	3200	9.43

型号 model	外形尺寸 Overall dimensions d	D	B	r1.2 最小 Min.	r3.4 最小 Min.	基本额定负荷 Basic rated load Cr	Cor	系数	极限转速 Basic rated load 脂润滑 Grease lubrication	油润滑 Oil lubrication	重量 The weight of the
	mm					KN	KN	fo	r/min	r/min	kg
7922AC	110	150	20	1.1	0.6	49000	56000	16.4	5300	7100	0.877
7922C		150	20	1.1	0.6	52000	59500	16.5	6300	8500	0.867
7022A		170	28	2	1	96500	95500	15.9	4000	5300	2.28
7022C		170	28	2	1	106000	104000	15.6	5600	8000	2.26
7222A		200	38	2.1	1.1	170000	158000	15.2	3600	4800	4.49
7222B		200	38	2.1	1.1	154000	144000	15.4	2600	3400	4.58
7222C		200	38	2.1	1.1	176000	160000	14.5	5000	7100	5.1
7322A		240	50	3	1.1	220000	215000	14.2	2600	3400	11.1
7322B		240	50	3	1.1	201000	197000	14.8	2200	3000	11.2
7924AC	120	165	22	1.1	0.6	67500	77000	16.5	4800	6300	1.15
7924C		165	22	1.1	0.6	72000	81000	16.4	5600	7500	1.15
7024A		180	28	2	1	102000	107000	16.4	3600	5000	2.45
7224A		215	40°	2.1	1.1	183000	177000	15.0	3200	4500	6.22
7224B		215	40	2.1	1.1	165000	162000	15.4	2400	3200	6.26
7324A		260	55	3	1.1	246000	252000	14.2	2200	3000	14.5
7324B		260	55	3	1.1	225000	231000	14.8	2000	2800	14.4
7926AC	130	180	24	1.5	1	74000	86000	16.5	4300	6000	1.54
7926C		180	24	1.5	1	78500	91000	16.5	5000	7100	1.5
7026A		200	33	2	1	117000	125000	16.2	3400	4500	3.68
7226A		230	40	3	1.1	189000	193000	15.3	2400	3200	7.06
7226B		230	40	3	1.1	171000	175000	15.7	2200	3000	7.1
7326A		280	58	4	1.5	273000	293000	14.2	2200	2800	17.5
7326B		280	58	4	1.5	250000	268000	14.8	1900	2600	17.6
7928AC	140	190	24	1.5	1	75000	90000	16.4	4000	5600	1.63
7928C		190	24	1.5	1	79500	95500	16.5	4800	6700	1.63
7028A		210	33	2	1	120000	133000	16.3	3200	4300	3.9
7228A		250	42	3	1.1	218000	234000	15.2	2200	3000	8.92
7228B		250	42	3	1.1	197000	213000	15.6	2000	2800	8.94
7328A		300	62	4	1.5	300000	335000	14.3	2000	2600	21.4
7328B		300	62	4	1.5	275000	310000	14.8	1700	2400	21.6
7930 AC	150	210	28	2	1	96500	115000	16.5	3800	5000	2.97
7930C		210	28	2	1	102000	122000	16.5	4300	6000	2.96
7030A		225	35	2.1	1.1	137000	154000	16.3	2400	3000	4.75
7230A		270	45	3	1.1	248000	280000	15.2	2000	2800	11.2
7230B	.	270	45	3	1.1	225000	254000	15.5	1800	2600	11.2
7330A		320	65	4	1.5	315000	370000	14.5	1800	2400	26
7330B		320	65	4	1.5	289000	340000	15.0	1600	2200	25.9
7932C	160	220	28	2	1	106000	133000	16.5	3800	5000	3.1
7032A		240	38	2.1	1.1	155000	176000	16.3	2200	2800	5.77
7232A		290	48	3	1.1	263000	305000	15.3	1900	2600	14.1
7232B		290	48	3	1.1	238000	279000	15.9	1700	2400	14.2
7332A		340	68	4	1.5	345000	420000	14.5	1700	2200	30.7
7332B		340	68	4	1.5	315000	385000	15.0	1500	2000	30.8
7934 C	170	230	28	2	1	113000	148000	16.4	3600	4800	3.36
7034A		260	42	2.1	1.1	186000	214000	16.1	2000	2600	7.9
7234A		310	52	4	1.5	295000	360000	15.2	1800	2400	17.3
7234B		310	52	4	1.5	266000	325000	15.6	1600	2200	17.6
7334A		360	72	4	1.5	390000	485000	14.3	1600	2200	35.8
7334B		360	72	4	1.5	355000	445000	14.8	1400	2000	35.6
7936C	180	250	33	2	1	145000	184000	16.5	3200	4500	4.9
7036A		280	46	2.1	1.1	207000	252000	16.2	1900	2400	10.5
7236A		320	52	4	1.5	305000	385000	15.3	1700	2200	18.1
7236B		320	52	4	1.5	276000	350000	15.7	1500	2000	18.4
7336A		380	75	4	1.5	410000	535000	14.5	1500	2000	42.1
7336B		380	75	4	1.5	375000	490000	15.0	1300	1800	42.6
7938C	190	260	33	2	1	147000	192000	16.5	3000	4300	4.98
7038A		290	46	2.1	1.1	224000	280000	16.1	1800	2400	11.3
7238A		340	55	4	1.5	315000	410000	15.5	1600	2200	22.4
7238B		340	55	4	1.5	284000	375000	15.9	1400	2000	22.5
7338A		400	78	5	2	450000	600000	14.3	1400	1900	47.5
7338B		400	78.	5	2	410000	550000	14.8	1300	1700	47.2
7940C	200	280	38	2.1	1.1	18900	244000	16.4	2800	4000	6.85
7040A		310	51	2.1	1.1	24000	310000	16.2	1700	2200	13.7
7240A		360	58	4	1.5	335000	450000	15.9	1500	2000	26.5
7240B		360	58	4	1.5	30500	410000	15.8	1300	1800	26.6
7340A		420	80	5	2	475000	660000	14.9	1300	1800	54.4

四点接触球轴承/Four point contact ball bearing

型号 model 带定位槽	无定位槽	基本尺寸 Basic dimensions d	D	B	基本额定负荷 Basic rated load 动态 Dynamic Cr	静态 static Cor	疲劳负荷极限 Fatigue load limit Pu	极限转速 Limit speed 脂润滑转速 Grease speed	油润滑转速 Oil lubrication speed	重量 The weight of the
		mm			kN	KN	KN	r/min	r/min	kg
Q1202N2M	Q1202M	15	35	11	12.7	8.3	0.36	25000	36000	0.062
QJ203N2M	01203M	17	40	12	15.9	10.6	0.45	21000	30000	0.082
Q1303N2M	Q1303M		47	14	23.4	15	0.64	20000	28000	0.14
QJ304N2M	01304M	20	52	15	32	21.6	0.85	17000	24000	0.18
QJ205N2M	QJ205M	25	52	15	27	21.2	0.83	15000	22000	0.16
QJ305N2M	QJ305M		62	17	39	28	1.18	14000	20000	0.29
QJ206N2M	OJ206M	30	62	16	37.5	30.5	1.2	13000	19000	0.24
Q1306N2M	QJ306M		72	19	53	41.5	1.63	12000	17000	0.42
QJ207N2M	QJ207M	35	72	17	49	41.5	1.63	12000	17000	0.36
QJ307N2M	QJ307M		80	21	64	51	1.96	11000	15000	0.57
QJ208N2M	QJ208M	40	80	18	56	49	1.9	11000	15000	0.45
QJ308N2M	QJ308M		90	23	78	64	2.45	9800	14000	0.78
QJ209N2M	QJ209M	45	85	19	63	56	2.16	9800	14000	0.52
QJ309N2M	QJ309M		100	25	100	83	3.25	8400	12000	1.05
QJ210N2M	QJ210M	50	90	20	65.5	61	2.4	9100	13000	0.59
QJ310N2M	QJ310M		110	27	118	100	3.9	7700	11000	1.35
QJ211N2M	QJ211M	55	100	21	85	83	3.2	7700	11000	0.77
QJ311N2M	QJ311M		120	29	137	118	4.55	7000	10000	1.75
QJ212N2M	QJ212M	60	110	22	96.5	93	3.65	7000	10000	0.99
QJ312N2M	QJ312M		130	31	156	137	5.3	6300	9000	2.15
QJ213N2M	QJ213M	65	120	23	110	112	4.4	6700	9500	1.20
QJ313N2M	QJ313M		140	33	176	156	6.1	6000	8500	2.70
QJ214N2M	OJ214M	70	125	24	120	122	4.8	6300	9000	1.30
QJ314N2M	QJ314M		150	35	200	180	6.7	5600	8000	3.15
QJ215N2M	QJ215M	75	130	25	125	132	5.2	6000	8500	1.45
QJ315N2M	QJ315M		160	37	216	200	7.35	5300	7500	3.90
QJ216N2M	QJ216M	80	140	26	146	156	5.85	5600	8000	1.85
QJ316N2M	QJ316M		170	39	232	228	8	4900	7000	4.60
QJ217N2M	QJ217M	85	150	28	156	173	6.2	5300	7500	2.25
OJ317N2M	Q1317M		180	41	250	255	8.65	4700	6700	5.45
QL218N2M	QL218M	90	160	30	186	200	6.95	4900	7000	2.75
Q1318 N2M	QL318M		190	43	285	305	10.2	4400	6300	6.45
OJ219N2M	QJ219M	95	170	32	212	232	7.8	4700	6700	3.35
QJ319N2M	QJ319M		200	45	305	340	11	4200	6000	7.45
QJ220N2M	OJ220M	100	180	34	236	265	8.65	4400	6300	4.05
QJ320N2M	QJ320M		215	47	345	400	12.45	3900	5600	9.30
QJ222N2M	QJ222M	110	200	38	280	325	10.4	3900	5600	5.573
QJ322N2M	Q1322M		240	50	390	480	14.3	3400	4800	12.5
QJ224N2M	QJ224M	120	215	40	300	365	11.2	3500	5000	6.95
QJ324N2M	QJ324M		260	55	415	530	15	3200	4500	15.8
QJ226N2M	QJ226M	130	230	40	310	400	11.6	3400	4800	7.75
QJ326N2M	QJ326M		280	58	455	610	16.6	2800	4000	19.5
QJ228N2M	QJ228M	140	250	42	345	475	13.2	3000	4300	9.85
QJ328N2M	QJ328M		300	62	500	695	18.6	2700	3800	24.0
QJ2230N2M	QJ2230M	150	270	45	400	570	15.3	2800	4000	12.5
QJ330N2M	QJ330M		320	65	530	765	19.6	2500	3600	29.0
QJ232N2M	QJ232M	160	290	48	450	670	17.6	2700	3800	15.5
QJ332N2M	QJ332M		340	68	570	880	21.6	2400	3400	34.5
QJ234N2M	QJ234M	170	310	52	455	120	18.3	2400	3400	19.5
QJ334N2M	QJ334M		360	72	655	1040	25	2200	3200	41.5
QJ236N2M	QJ236M	180	320	52	475	765	19	2400	3400	20.5
QJ336N2M	QJ336M		380	75	680	1020	26	2100	3000	47.5
QJ338N2M	QJ338M	190	400	78	702	1160	28.5	2000	2800	49.0
QJ240N2M	QJ240M	200	360	58	540	915	23.2	2100	3000	28.5

单列圆锥滚子轴承公制系列

Metric series of single row tapered roller bearings

序号 No.	轴承型号 Bearing type		外型尺寸（mm）Dimension							额定动负荷 Rated dynamic load Cr(Kn)	额定静负荷 Raled static load Cor(Kn)	重量 Weight(Kg)
	现行代号 The current code	原代号 The original code	d	D	B	C	T	Rmin	rmin			
17	30618	7818E	90	170								6.07
18	30619	7819E	95	160								3.79
19	30621X2	7821E	105	170								5.72
313系列												
1	31305	27305E	25	62	17	13	18.25	1.5	1.5	40.7	43.3	0.262
2	31306	27306E	30	72	19	14	20.75	1.5	1.5	52.4	60.4	0.392
3	31307	27307E	35	80	21	15	22.75	2	1.5	65.7	76.8	0.514
4	31308	27308E	40	90	23	17	25.25	2	1.5	81.4	96.4	0.727
5	31309	27309E	45	100	25	18	27.25	2	1.5	95.6	113.8	0.944
6	31310	27310E	50	110	27	19	29.25	2.5	2	108	128.5	1.23
7	31311	27311E	55	120	29	21	31.5	2.5	2	129.9	158	1.57
8	31312	27312E	60	130	31	22	33.5	3	2.5	145.4	176.8	1.92
9	31313	27313E	65	140	33	23	36	3	2.5	165.7	202.6	2.39
10	31314	27314E	70	150	35	25	38	3	2.5	186.9	231	2.87
11	31315	27315E	75	160	37	26	40	3	2.5	208.5	258.9	3.38
12	31316	27316E	80	170	39	27	42.5	3	2.5	229.8	287.1	4.05
13	31317	27317E	85	180	41	28	44.5	4	3	253.9	319.1	4.69
14	31318	27318E	90	190	43	30	46.5	4	3	281.7	357.1	5.46
15	31319	27319E	95	200	45	32	49.5	4	3	292	355	6.64
16	31320	27320E	100	215	51	35	56.5	4	3	374	465	8.59
17	31321	27321E	105	225	53	36	58	4	3	402	500	9.58
18	31322	27322E	110	240	57	38	63	4	3	458	610	12.1
19	31324	27324E	120	260	62	42	68	4	3	539	695	15.3
20	31326	27326E	130	280	66	44	72	5	4	605	780	18.4
21	31328	27328E	140	300	70	47	77	5	4	693	900	22.8
22	31330	27330E	150	320	75	50	82	5	4	781	1020	25.2
23	31332	27332E	160	340			88					29.9
24	31334	27334E										
25	31336	27336E	180	380			98					46.4
26	30611B	27711E	55	125	37							
27		27713E	65	140	40							2.77
28		7904	19	50	23							
29		7905	20	57	21							0.25
30		7906	30	64	21							0.285
31		7908	41	90	35.5							
32		7909	47	100	42.5							1.66
33		7910	50	100	35							1.27
34		7911	57.15	104.775	30.762							1.03
35		7912	107.95	168.275	36.512							0.597
36		3002	55	130	36							
37	32313X1	1355										

双列圆锥滚子轴承

Double row tapered roller bearing

该种轴承有两列滚子，与单列圆锥滚子轴承相比具有可能承受以较大径向载荷为主的径向载荷的同时承受双轴向载荷。该轴承可在轴承轴向游隙内限制轴或外壳双向轴向位移。

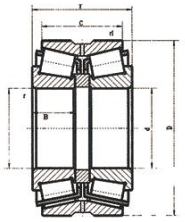

序号 No.	轴承型号Bearing type		外型尺寸（mm）Dimension							ISO系列代号 ISO series code
	现行代号 The current code	原代号 The original code	d	D	B1	C1	B	r1min	rsmin	
3520系列										
1	352004	2097104E	20	42	34	28	15	0.6	0.3*	3CC
2	352005	2097105E	25	47	34	27	15	0.6	0.3*	4CC
3	352006	2097106E	30	55	39	31	17	1	0.3	4CC
4	352007	2097107E	35	62	41	33	18	1	0.3	4CC
5	352008	2097108E	40	68	44	35	19	1	0.3	3CD
6	352009	2097109E	45	75	46	37	20	1	0.3	3CC
7	352010	2097110E	50	80	46	37	20	1	0.3	3CC
8	352011	2097111E	55	90	52	41	23	1.5	0.6	3CC
9	352012	2097112E	60	95	52	41	23	1.5	0.6	4CC
10	352013	2097113E	65	100	52	41	23	1.5	0.6	4CC
11	352014	2097114E	70	110	57	45	25	1.5	0.6	4CC
12	352015	2097115E	75	115	58	46	25	1.5	0.6	4CC
13	352016	2097116E	80	125	66	52	29	1.5	0.6	3CC
14	352017	2097117E	85	130	67	53	29	1.5	0.6	4CC
15	352018	2097118E	90	140	73	57	32	2	0.6	3CC
16	352019	2097119E	95	145	73	57	32	2	0.6	4CC
17	352020	2097120E	100	150	73	57	32	2	0.6	4CC
18	352021	2097121E	105	160	80	62	35	2.5	0.6	4DC
19	352022	2097122E	110	170	86	68	38	2.5	0.6	4DC
20	352024	2097124E	120	180	88	70	38	2.5	0.6	4DC
21	352026	2097126E	130	200	102	80	45	2.5	0.6	4EC
22	352028	2097128E	140	210	104	82	45	2.5	0.6	4DC
23	352030	2097130E	150	225	110	86	48	3	1	4EC
24	352032	2097132E	160	240	116	90	51	3	1	4EC
25	352034	2097134E	170	260	1281	100	57	3	1	4EC
26	352036	2097136E	180	280	142	110	64	3	1	3FD
27	352038	2097138E	190	290	142	110	64	3	1	4FD
28	352040	2097140E	200	310	154	120	70	3	1	4FD
29	352044	2097144E	220	340	166	128	76	4	1	4FD
30	352048	2097148E	240	360	166	128	76	4	1	4FD
31	352052	2097152E	260	400	190	146	87	5	1.1	4FC
32	352056	2097156E	280	420	190	146	87	5	1.1	4FC

推力滚子轴承
Thrust roller bearing

推力滚子轴承是用于承受轴向载荷为主的轴、径向联合载荷，但径向载荷不得超过轴向载荷的 55% 。与其他推力滚子轴承相比，此种轴承摩擦因数较低，转速较高，并具有调心性能。

推力滚子轴承室公差的选择与控制：推力滚子轴承压入推力滚子轴承后应转动灵活无阻滞感。如有明显转动不灵活，则表明轴的尺寸太大了，公差要下调。如推力滚子轴承压入轴后用手转动有明显“沙沙”感，则可能是轴的公差太大或轴的圆度不好。所以在控制好轴和推力滚子轴承室公差时也要控制好圆度，国内很多厂家只对公差进行控制，没有对圆度进行控制。

推力圆柱滚子轴承主要用于重型机床、大功率船用齿轮箱、石油钻机、立式电机等机械中。

Thrust roller bearings are used to bear combined axial and radial loads, but the radial load should not exceed 55% of the axial load. Compared with other thrust roller bearings, this kind of bearing has lower friction coefficient, higher speed and alignment performance.

Selection and Control of Tolerance of Thrust Roller Bearing Chamber: Thrust Roller Bearing should rotate flexibly and without blocking feeling after it is pressed into Thrust Roller Bearing. If the rotation is obviously inflexible, it indicates that the size of the shaft is too large and the tolerance should be lowered. If the thrust roller bearing has obvious "sand" feeling when it is rotated by hand after pressing into the shaft, it may be that the tolerance of the shaft is too big or the roundness of the shaft is not good. So when controlling the tolerance of the shaft and thrust roller bearing chamber, roundness should also be controlled. Many domestic manufacturers only control the tolerance, but not the roundness.

Thrust cylindrical roller bearings are mainly used in heavy machine tools, high-power marine gearboxes, oil rigs, vertical motors and other machinery.

推力滚子轴承数据表/Data sheet of thrust roller bearing

轴承型号 Bearing No.		尺寸(mm) Dimensions			重量 waweritie (kg)	轴承型号 Bearing No.		尺寸(mm) Dimensions			重量 waweritie (kg)
新型号 A new model	原型号 The original model	d	D	T		新型号 A new model	原型号 The original model	d	D	T	
9103	81103	17	30	9	0.0251	9184	81184	420	500	65	-
9104	81104	20	35	10	0.0370	9192	81192	460	560	80	-
9105	81105	25	42	11	0.0558						
9106	81106	30	47	11	0.0602	9204	81024	20	14	14	0.180
9107	81107	35	52	11	0.0720	9205	81205	25	47	15	0.200
9108	81108	40	60	13	0.1150	9206	81206	30	52	16	0.220
9110	81110	50	70	14	0.1520	9207	81207	35	62	18	0.240
9111	81111	55	78	16	0.2270	9208	81208	40	68	19	0.270
9112	81112	60	85	17	0.2760	9209	81209	45	73	20	0.320
9113	81113	65	90	17	0.3200	9210	81210	50	78	22	0.390
9114	81114	70	95	18	0.3440	9211	81211	55	90	25	0.619
9115	81115	75	100	19	0.3850	9212	81212	60	95	26	0.750
9116	81116	80	105	19	0.4080	9213	81213	65	100	27	0.870
9117	81117	85	110	19	0.4260	9214	81214	70	105	27	0.790
9118	81118	90	120	22	0.6510	9215	81215	75	110	27	0.850
9120	81120	100	130	25	0.9500	9216	81216	80	115	28	0.925
9122	81122	110	145	25	1.0700	9217	81217	85	125	31	1.300
9124	81124	120	155	25	1.1300	9218	81218	90	135	35	1.770
9126	81126	130	170	30	1.7000	9220	81220	100	150	38	2.400
9128	81128	140	180	31	1.9460	9222	81222	110	160	38	2.600
9130	81130	150	190	31	2.0660	9224	81224	120	170	39	2.900
9132	81132	160	200	31	2.1890	9226	81226	130	190	45	3.910
9134	81134	170	215	34	2.9500	9230	81230	150	215	50	5.800
9136	81136	180	225	34	3.0400	9234	81234	170	240	55	8.300
9138	81138	190	240	37	3.8400	9236	81236	180	250	56	8.240
9140	81140	200	250	37	2.2300	9238	81238	190	270	62	10.400
9144	81144	220	270	37	4.5000	9240	81240	200	280	62	12.400
9148	81148	240	300	45	7.2500	9244	81244	220	300	63	13.700
9452	81152	260	320	45	8.1000	9248	81248	240	340	78	23.600
9156	81156	280	350	53	12.3000	9252	81252	260	360	79	25.500
9160	81160	300	380	62	17.5000	9256	81256	280	380	80	27.800
9164	81164	320	400	63	18.76000	9260	81260	300	420	95	42.500
9168	81168	340	420	64	19.76000	9264	81264	320	440	95	42.600
9172	81172	360	440	65	-	9268	81268	340	460	96	44.980
9180	81180	400	480	65	-	9272	81272	360	500	110	51.800

UCT200型
带滑块座顶丝外球面轴承

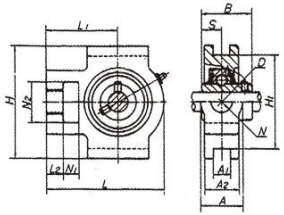

带座轴承代号	外形尺寸（mm）														带座轴承重量（kg）	配用轴承代号	配用轴承座代号
	D	B	S	L	L_1	L_2	H	H_1	A	A_1	A_2	N	N_1	N_2			
UCT201	40	31	12.7	94	61	10	89	76	32	12	21	19	16	32	0.8	UC201	T203
UCT202	40	31	12.7	94	61	10	89	76	32	12	21	19	16	32	0.8	UC202	T203
UCT203	40	31	12.7	94	61	10	89	76	32	12	21	19	16	32	0.8	UC203	T203
UCT204	47	31	12.7	94	61	10	89	76	32	12	21	19	16	32	0.8	UC204	T204
UCT205	52	34.1	14.3	97	62	10	89	76	32	12	24	19	16	32	0.9	UC205	T205
UCT206	62	38.1	15.9	113	70	10	102	89	32	12	28	22	16	37	1.3	UC206	T206
UCT207	72	42.9	17.5	129	78	13	102	89	37	12	30	22	16	37	1.7	UC207	T207
UCT208	80	49.2	19	144	88	16	114	102	49	16	33	29	19	49	2.3	UC208	T208
UCT209	85	49.2	19	144	87	16	117	102	49	16	35	29	19	49	2.4	UC209	T209
UCT210	90	51.6	19	149	90	16	117	102	49	16	37	29	19	49	2.5	UC210	T210
UCT211	100	55.6	22.2	171	106	19	146	130	64	22	38	35	25	64	3.8	UC211	T211
UCT212	110	65.1	25.4	194	119	19	146	130	64	22	42	35	32	64	4.7	UC212	T212
UCT213	120	65.1	25.4	224	137	21	167	151	70	26	44	41	32	70	7	UC213	T213
UCT214	125	74.6	30.2	224	137	21	167	151	70	26	46	41	32	70	7.3	UC214	T214
UCT215	130	77.8	33.3	232	140	21	167	151	70	26	48	41	32	70	7.7	UC215	T215
UCT216	140	82.6	33.3	235	140	21	184	165	70	26	51	41	32	70	8.4	UC216	T216
UCT217	150	85.7	34.1	260	162	29	198	173	73	30	54	48	38	73	11	UC217	T217
UCT218	160	96	39.7	275	170	30	215	190	80	30	55	48	40	80	13.2	UC218	T218

UCT300（UCK300）型
带滑块座顶丝外球面轴承

带座轴承代号	外形尺寸(mm)														蒂座轴承重量(kg)	配用轴承代号	配用轴承座代号
	D	B	S	L	L1	L2	H	H1	A	A1	A2	N	N1	N2			
UCT305	62	38	15	122	76	12	89	80	36	12	26	26	16	36	1.4	UC305	T305
UCT306	72	43	17	137	85	14	100	90	41	16	28	28	18	41	1.8	UC306	T306
UCT307	80	48	19	150	94	15	110	100	45	16	32	30	20	45	2.4	UC307	T307
UCT308	90	52	19	162	100	17	124	112	50	18	34	32	22	50	3	UC308	T308
UCT309	100	57	22	178	110	18	138	125	55	18	38	34	24	55	4	UC309	T309
UCT310	110	61	22	191	117	20	151	140	61	20	40	37	27	61	5	UC310	T310
UCT311	120	66	25	207	127	21	163	150	66	22	44	39	29	66	6.4	UC311	T311
UCT312	130	71	26	220	135	23	178	160	71	22	46	41	31	71	7.6	UC312	T312
UCT313	140	75	30	238	146	25	190	170	80	26	50	43	32	70	9.7	UC313	T313
UCT314	150	78	33	252	155	25	202	180	90	26	52	46	36	85	11	UC314	T314
UCT315	160	82	32	262	160	25	216	192	90	26	55	46	36	85	14	UC315	T315
UCT316	170	86	34	282	174	28	230	204	102	30	60	53	42	98	16	UC316	T316
UCT317	180	96	40	298	183	30	240	214	102	32	64	53	42	98	20	UC317	T317
UCT318	190	96	40	312	192	30	250	228	110	32	66	57	46	106	22	UC318	T318
UCT319	200	103	41	322	197	31	270	240	110	35	72	57	46	106	25	UC319	T319
UCT320	215	108	42	345	210	32	290	260	120	35	75	59	48	115	32	UC320	T320
UCT321	225	112	44	345	210	32	290	260	120	35	75	59	48	115	32	UC321	T321
UCT322	240	117	46	385	235	38	320	285	130	38	80	65	52	125	40	UC322	T322
UCT324	260	126	51	432	267	42	355	320	140	45	90	70	60	140	55	UC324	T324
UCT326	280	135	54	465	285	45	385	350	150	50	100	75	65	150	69	UC326	T326
UCT328	300	145	59	515	315	50	415	380	155	50	100	80	70	160	84	UC328	T328

UCFC200（TY90500）型
带凸台圆形座顶丝外球面轴承

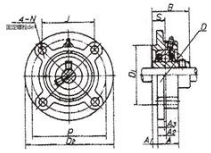

带座轴承代号		外形尺寸(mm)													带座轴承重量(kg)	配用轴承代号		配用轴承座代号	
新代号	旧代号	D	B	S	D1	D2	J	P	A	A1	A2	A3	N	ds		新代号	旧代号	新代号	旧代号
UCWFC201	TY90501	40	27.4	11.5	58	97	53	75	19	4	9	6	12	M10	0.6	UCW201	90501	FC203	TY503
UCWFC202	TY90502	40	27.4	11.5	58	97	53	75	19	4	9	6	12	M10	0.5	UCW202	90502	FC203	TY503
UCWFC203	TY90503	40	27.4	11.5	58	97	53	75	19	4	9	6	12	M10	0.5	UCW203	90503	FC203	TY503
UCFC201	TY90501Y	47	31	12.7	62	100	55.1	78	20.5	5	10	7	12	M10	0.8	UC201	90501Y	FC204	TY504
UCFC202	TY90502Y	47	31	12.7	62	100	55.1	78	20.5	5	10	7	12	M10	0.8	UC202	90502Y	FC204	TY504
UCFC203	TY90503Y	47	31	12.7	62	100	55.1	78	20.5	5	10	7	12	M10	0.7	UC203	90503Y	FC204	TY504
UCFC204	TY90504	47	31	12.7	62	100	55.1	78	20.5	5	10	7	12	M10	0.7	UC204	90504	FC204	TY504
UCFC205	TY90505	52	34.1	14.3	70	115	63.6	90	21	6	10	7	12	M10	1	UC205	90505	FC205	TY505
UCFC206	TY90506	62	38.1	15.9	80	125	70.7	100	23	8	10	8	12	M10	1.3	UC206	90506	FC206	TY506
UCFC207	TY90507	72	42.9	17.5	90	135	77.8	110	26	8	11	9	14	M12	1.6	UC207	90507	FC20	TY507
UCFC208	TY90508	80	49.2	19	100	145	84.8	120	26	10	11	9	14	M12	2.1	UC208	90508	FC20	TY508
UCFC209	TY90509	85	49.2	19	105	160	93.3	132	26	12	10	14	16	M14	2.7	UC209	90509	FC209	TY509
UCFC210	TY90510	90	51.6	19	110	165	97.6	138	28	12	10	14	16	M14	3.1	UC210	90510	FC210	TY510
UCFC211	TY90511	100	55.6	22.2	125	185	106.1	150	31	12	13	15	19	M16	4.2	UC211	90511	FC211	TY511
UCFC212	TY90512	110	65.1	25.4	135	195	113.1	160	36	12	17	15	19	M16	5.3	UC212	90512	FC212	TY512
UCFC213	TY90513	120	65.1	25.4	145	205	120.2	170	36	14	16	15	19	M16	6	UC213	90513	FC213	TY513
UCFC214	TY90514	125	74.6	30.2	150	215	125.1	177	40	14	17	18	19	M16	7	UC214	90514	FC214	TY514
UCFC215	TY90515	130	77.8	33.3	160	220	130.1	184	40	16	18	18	19	M16	7.8	UC215	90515	FC215	TY515
UCFC216	TY90516	140	82.6	33.3	170	240	141.1	200	42	16	18	18	23	M20	9.3	UC216	90516	FC216	TY516
UCFC217	TY90517	150	85.7	34.1	180	250	147.1	208	45	18	18	20	23	M20	11	UC217	90517	FC217	TY517
UCFC218	TY90518	160	96	39.7	190	265	155.5	220	50	18	22	20	23	M20	13	UC218	90518	FC218	TY518

UCFS300型
带凸台方形座顶丝外球面轴承

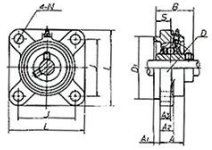

带座轴承代号	外形尺寸(mm)												带座轴承重量(kg)	配用轴承代号	配用轴承座代号
	D	B	S	D_1	L	J	A	A_1	A_2	A_3	N	ds			
UCFS305	62	38	15	80	110	80	22	7	9	13	16	M14	1.4	UC305	FS305
UCFS306	72	43	17	90	125	95	24	8	10	15	16	M14	1.9	UC306	FS306
UCFS307	80	48	19	100	135	100	27	9	11	16	19	M16	2.4	UC307	FS307
UCFS308	90	52	19	115	150	112	30	10	13	17	19	M16	3.3	UC308	FS308
UCFS309	100	57	22	125	160	125	33	11	14	18	19	M16	4	UC309	FS309
UCFS310	110	61	25	140	175	132	36	12	16	19	23	M20	5.3	UC310	FS310
UCFS311	120	66	26	150	185	140	39	13	17	20	23	M20	6.2	UC311	FS311
UCFS312	130	71	30	160	195	150	42	14	19	22	23	M20	7.4	UC312	FS312
UCFS313	140	75	33	175	208	166	40	18	15	22	23	M20	8.6	UC313	FS313
UCFS314	150	78	32	185	226	178	43	18	18	25	25	M22	11.2	UC314	FS314
UCFS315	160	82	34	200	236	184	48	18	21	25	25	M22	12.7	UC315	FS315
UCFS316	170	86	40	210	250	196	48	20	18	27	31	M27	14.3	UC316	FS316
UCFS317	180	96	40	220	260	204	54	20	24	27	31	M27	17.2	UC317	FS317
UCFS318	190	96	41	230	280	216	56	20	24	30	35	M30	20.4	UC318	FS318
UCFS319	200	103	42	240	290	228	74	20	39	30	35	M30	23.9	UC319	FS319
UCFS320	215	108	44	250	310	242	74	20	39	32	38	M33	27.1	UC320	FS320
UCFS321	225	112	46	260	310	242	74	20	39	32	38	M33	28.5	UC321	FS321
UCFS322	240	117	51	260	340	266	71	25	35	35	41	M36	46.8	UC322	FS322
UCFS324	260	126	54	300	370	290	80	30	35	40	41	M36	50.6	UC324	FS324
UCFS326	280	135	59	330	410	320	85	30	35	45	41	M36	60.7	UC326	FS326
UCFS328	300	145	59	400	450	350	95	30	45	50	41	M36	96.3	UC328	FS328

产品展示 PRODUCT DISPLAY


GE...ES


GE...ES-2RS


G EG...ES


GEG...ES-2RS


GEF...ES


GEZ...ES


GEZ...ES-2RS


GEEW...ES


GEEM...ES-2RS


GE...C


GE...ET-2RS


GEG...ET-2RS


PHS...


COM...S


GEG...C


GAC...S


GX...S


SI...ES


SA...C


GF...DO


GK...DO

关节轴承系列代号对照表
Spherical plain bearings series interchange list

产品类型 Bearing type	GDL 系列代号 GDL series	内径尺寸范围 Bore diameter range	部分世界知名轴承公司产品系列代号 Other manufacturer series			
			SKF	INA	IKO	RBC
向心关节轴承 Radial spherical plain bearing	GE...E GE..ES GE...ES-2RS	4-12 15-300 15-300	GE...E GE...ES GE...ES-2RS	GE...DO GE...DO-2RS	GE...E GE...ES GE...ES-2RS	MB... MB...SS
	GEG...E GEG...ES GEG...ES-2RS	4-12 15-280 15-280	GE...E GE...ES GE...ES-2RS	GE...FO GE...FO-2RS	GE...G GE...GS GE...GS-2RS	MBH MBH...SS
	GEEW...ES	12-320	GEG...ES	GE...LO		MB...-E
	GEEW...ES-2RS	20-80	GEM...ES-2RS	GE...HO-2RS		MB...ESS
	GEZ...ES GEEZ...ES-2RS	12.7-152.4 19.05-152.4	GEZ...ES GEZ...ES-2RS	GE...ZO GE...ZO-2RS	SBB SBB...2RS	B....L B...LSS
	GEGZ...ES GEEGZ...ES-2RS	31.75-139.7 31.75-139.7	GEZH...ES GEZH...ES-2RS			BH...L BH...LSS
	GEWZ...ES GEEWZ...ES-2RS	12.7-152.4 19.05-152.4	GEZM...ES GEZM...ES-2RS			B...EL B...ELSS
	GEBK...S	5-30				
	GEBJ...S	5-30				
	GEFZ...S	4.83-25.4				
	GEC...XS GEC...XS-2RS	320-460		GE...DO GE...DO-2RS		
	GEF...ES	12-150			SB...A	
	GE...XK/K	12-150			SB...	
	GEK...XS-2RS	25-60			SA3...A	
自润滑型 向心关节轴承 Self-lubricating Centrifugal Joint Bearing	GE...C	4-30	GE...C	GE...UK		
	GEG...C	4-30	GEH...C	GE...FW		
	GEFZ...C	4.83-25.4				COM...AT
	GEBJ...C	5-30				
	GE..ETL-2RS	15-120	GE...TXE-2RS	GE...UK-2RS		MB...FSS
	GE...ETL/X	15-60	GE...TXGR			
	GE...ETL-2RS/X	15-60	GE...TXG3E-2RS			
	GE...XTL-2RS	140-300	GE...TXA-2RS	GE...UK-2RS		MB...LFSS
	GE...XTL/X	70-200				
	GE...XTL-2RS/X	70-200	GE...TXG3A-2RS			
	GEG...ETL-2RS	15-110		GE...FW-2RS		
	GEG...XTL-2RS	110-280				
	GEG...ETL-2RS	19.05-152.4				B...LFSS
	GEH...HTL	320-460		GE...DW		
	GEH...HC	100-630	GEP...FS			
	GEC...XTL GEC...XTL-2RS	320-460				
	GEH...XTL GEH...XTL-2RS	100-420				
	GEH...HTL	100-630				
	GE...XF/Q	100-300	GEC...PSA			
	GEC...XF/Q	320-460	GEC...PSA			
	GEH...XF/Q	100-420				
	GEH...HF/Q	440-630	GEP...P4S			
角接触关节轴承 Angular contact joint bearing	GAC...S	25-200		GE...SX		MB...SA
	GACZ...S	12.7-152.4	GAZ...SA			B...SA
	GAC...TL	25-200		GE...SW		

推力关节轴承 GX...S系列

滑动摩擦副：钢/钢
Sliding contact surfaces:steel/steel

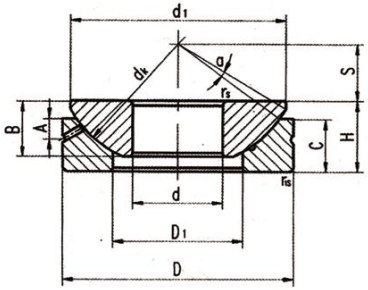

轴承型号 Bearing number	外形尺寸 Dimensions(mm)												额定载荷 Load ratings kN		重量 Weight ≈kg
	d	D	B	C	H	d_k	S	d_s max	D_1 min	A	r_s r_{1s} min	α° ≈	动载荷 Dynamic	静载荷 Static	
GX10S	10	30	7.5	7	9.5	32	7	27.5	15.5	3	0.6	5	27	136	0.036
GX12S	12	35	9.5	9.3	13	38	8	32	18	4	0.6	5	37	188	0.072
GX15S	15	42	11	10.8	15	46	10	39	22.5	5	0.6	6	53	267	0.108
GX17S	17	47	11.8	11.2	16	52	11	43.5	27	5	0.6	4	61	311	0.137
GX20S	20	55	14.5	13.8	20	60	12.5	50	31	6	1	5	84	425	0.246
GX25S	25	62	16.5	16.7	22.5	68	14	58.5	34.5	6	1	5	134	672	0.415
GX30S	30	75	19	19	26	82	17.5	70	42	8	1	5	182	909	0.614
GX35S	35	90	22	20.7	28	98	22	84	50.5	8	1	5	266	1330	0.973
GX40S	40	105	27	21.5	32	114	24.5	97	59	9	1	6	357	1810	1.59
GX45S	45	120	31	25.5	36.5	128	27.5	110	67	11	1	6	486	2470	2.24
GX50S	50	130	33	30.5	42.5	139	30	120	70	10	1	6	554	2810	3.14
GX60S	60	150	37	34	45	160	35	140	84	12.5	1	6	748	3820	4.63
GX70S	70	160	42	36.5	50	176	35	153	94.5	13.5	1	3	902	4610	5.37
GX80S	80	180	43.5	38	50	197	42.5	172	108	14.5	1	4	1110	5700	6.91
GX100S	100	210	51	46	59	222	45	198	127	15	1.1	4	1300	6470	10.9
GX120S	120	230	53.5	50	64	250	52.5	220	145	16.5	1.1	3	1530	7580	13.9
GX140S	140	260	61	54	72	274	52.5	243	177	23	1.5	3	1820	9040	18.1
GX160S	160	290	66	58	77	313	65	271	200	23	1.5	2	2100	10440	23.2
GX180S	180	320	74	62	86	340	67.5	299	225	26	1.5	4	2430	12070	30.9
GX200S	200	340	80	66	87	365	70	320	247	27	1.5	1	3070	15280	34.2

角接触关节轴承 GAC...S系列

滑动摩擦副：钢/钢
Sliding contact surfaces:steel/steel

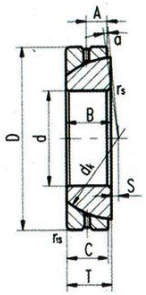

轴承型号 Bearing number	外形尺寸 Dimensions(mm)										额定载荷 Load ratings kN		重量 Weight ≈kg
	d	D	B	C	T	d_k	S	A	r_s r_{1s} min	α° ≈	动载荷 Dynamic	静载荷 Static	
GAC25S	25	47	15	14	15	42	0.6	7.5	1	2.5	50	250	0.148
GAC28S	28	52	16	15	16	47	1	8	1	2	60	300	0.186
GAC30S	30	55	17	15	17	49.5	1.3	8.5	1	4.5	63	315	0.208
GAC32S	32	58	17	16	17	52	2	8.5	1	2	71	354	0.241
GAC35S	35	62	18	16	18	55.5	2.1	9	1	4	78	390	0.268
GAC40S	40	68	19	17	19	62	2.8	9.5	1	3.5	92	463	0.327
GAC45S	45	75	20	18	20	68.5	3.5	10	1	3	108	540	0.416
GAC50S	50	80	20	19	20	74	4.3	10	1	1.5	123	618	0.455
GAC55S	55	90	23	20	23	82	5	11.5	1.1	4	144	721	0.645
GAC60S	60	95	23	21	23	88.5	5.7	11.5	1.1	2.5	163	817	0.714
GAC65S	65	100	23	22	23	93.5	6.5	11.5	1.1	1	180	905	0.759
GAC70S	70	110	25	23	25	102	7.2	12.5	1.1	2	206	1030	1.04
GAC75S	75	115	25	24	25	107	7.9	12.5	1.1	1	220	1129	1.12
GAC80S	80	125	29	25.5	29	115	8.6	14.5	1.1	3.5	258	1290	1.54
GAC85S	85	130	29	26.5	29	122	9.4	14.5	1.1	2	284	1422	1.61
GAC90S	90	140	32	28	32	128.5	10.1	16	1.5	3.5	316	1580	2.09
GAC95S	95	145	32	29.5	32	135	10.8	16	1.5	2	350	1750	2.22
GAC100S	100	150	32	31	32	141	11.6	16	1.5	0.5	384	1923	2.34
GAC105S	105	160	35	32.5	35	148	12.3	17.5	2	2	423	2116	2.93
GAC110S	110	170	38	34	38	155	13	19	2	3	463	2318	3.68
GAC120S	120	180	38	37	38	168	14.5	19	2	0.5	547	2735	3.97
GAC130S	130	200	45	43	45	188	18	19	2.5	1	710	3550	5.92
GAC140S	140	210	45	43	45	198	19	19	2.5	1	740	3740	6.33
GAC150S	150	225	48	46	48	211	20	20.5	3	1	850	4270	8.01
GAC160S	160	240	51	49	51	225	20	22	3	1	970	4850	9.42
GAC170S	170	260	57	55	57	246	21	27	3	1	1190	5950	12.3
GAC180S	180	280	64	61	64	260	21	28	3	1	1395	6970	17.4
GAC190S	190	290	64	62	64	275	26	30	3	0.5	1500	7500	18.2
GAC200S	200	310	70	66	70	290	26	30	3	1.5	1680	8420	22.5

外球面轴承

Insert bearing

Outer spherical ball bearing is actually a variant of deep groove ball bearing, which is characterized in that the outer diameter surface of its outer ring is spherical, which can be matched into the corresponding concave spherical surface of the bearing seat to play the role of centering. The outer spherical bearing is mainly used to bear the combined radial and axial load dominated by radial load, generally not only the axial load alone.

Although its basic performance should be similar to that of deep groove ball bearing, this kind of bearing is mostly used in rough machinery, the installation and positioning is not accurate enough, the axis to neutral difference between shaft and seat hole, or the shaft is long and the deflection is large, and the accuracy of the bearing itself is not high enough, and some structures are also rough, Therefore, the actual performance of deep groove ball bearings with the same specifications is quite discounted.

Outer spherical bearing with seat is a bearing unit that combines rolling bearing with bearing seat. Most of the outer spherical bearings are made of spherical outer diameter and installed together with the bearing seat with spherical inner hole. They have various structural forms, good universality and interchangeability.

Main uses: used in logistics transportation system, fan and construction machinery.

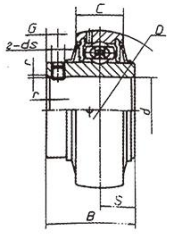

UC200(90500)型 带顶丝外球面球轴承

轴承代号		外形尺寸(mm)								重量(kg)	额定动负荷	额定静负荷	极限转速
新代号	旧代号	d	D	B	S	C	rimin	G	ds		cr(KN)	cor(KN)	(r/min)
UCW201	90501	12	40	27.4	11.5	15	0.6	4.5	M5×0.5	0.14	7.36	4.48	4500
UCW202	90502	15	40	27.4	11.5	15	0.6	4.5	M5×0.5	0.13	7.36	4.48	4500
UCW203	90503	17	40	27.4	11.5	15	0.6	4.5	M5×0.5	0.13	7.36	4.48	4500
UC201	90501Y	12	47	31	12.7	17	0.6	4.5	M6 x 1	0.21	9.97	6.22	4000
UC202	90502Y	15	47	31	12.7	17	0.6	4.5	M6x1	0.19	9.97	6.22	4000
UC203	90503Y	17	47	31	12.7	17	0.6	4.5	M6X1	0.18	9.97	6.22	4000
UC204	90504	20	47	31	12.7	17	1	4.5	M6×1	0.16	9.88	6.2	4000
UC205	90505	25	52	34.1	14.3	17	1	5	M6X1	0.22	10.78	6.98	3400
UC206	90506	30	62	38.1	15.9	19	1	5	M6X1	0.35	14.97	10.04	2800
UC207	90507	35	72	42.9	17.5	20	1.1	6	M8X1	0.52	19.75	13.67	2400
UC208	90508	40	80	49.2	19	21	1.1	8	M8X1	0.7	22.71	15.94	2200
UC209	90509	45	85	49.2	19	22	1.1	8	M8X1	0.74	24.36	17.71	1900
UC210	90510	50	90	51.6	19	24	1.1	9	M10x1	0.83	26.98	19.84	1800
UC211	90511	55	100	55.6	22.2	25	1.5	9	M10x1.25	1.16	33.37	15.11	1600
UC212	90512	60	110	65.1	25.4	27	1.5	10	M10x1.25	1.56	36.74	27.97	1500
UC213	90513	65	120	65.1	25.4	27	1.5	10	M10x1.25	1.96	44.01	34.18	1400
UC214	90514	70	125	74.6	30.2	29	1.5	12	M12x1.5	2.18	46.79	37.59	1300
UC215	90515	75	130	77.8	33.3	30	1.5	12	M12x1.5	2.42	50.85	41.26	1200
UC216	90516	80	140	82.6	33.3	33	2	14	M12x1.5	2.82	55.04	45.09	1100
UC217	90517	85	150	85.7	34.1	36	2	14	M12x1.5	3.4	64.01	53.28	1000
UC218	90518	90	160	96	39.7	37	2	14	M12x1.5	4.3	73.83	60.76	950
UC219	50919	95	170	103	40.5	41	2	14	M16x1.5	4.4	83	70	970
UC220	90520	100	180	108	42	41	2	14	M16x1.5	4.5	93.95	79.35	900

UC300(90600)型 带顶丝外球面球轴承

轴承代号		外形尺寸(mm)								重量(kg)	额定动负荷	额定静负荷	极限转速
新代号	旧代号	d	D	B	S	C	r/min	G	ds		cr(KN)	cor(KN)	(r/min)
UC305	90605	25	62	38	15	21	1.1	6	M6x1	0.35	17.22	11.39	2800
UC306	90606	30	72	43	17	23	1.1	6	M6x1	0.56	20.77	14.17	2600
UC307	90607	35	80	48	19	25	1.5	8	M8×1	0.71	25.66	17.92	2200
UC308	90608	40	90	52	22	27	1.5	10	M10x1	0.96	31.35	22.38	2200
UC309	90609	45	100	57	25	30	1.5	10	M10x1	1.28	40.66	30	2000
UC310	90610	50	110	61	26	32	2	12	M12x1.5	1.65	47.58	35.71	1800
UC311	90611	55	120	66	30	34	2	12	M12x1.5	2.07	55.05	41.91	1700
UC312	90612	60	130	71	33	36	2.1	12	M12x1.5	2.6	62.88	48.6	1400
UC313	90613	65	140	75	32	38	2.1	12	M12x1.5	3.25	72.21	56.68	1300
UC314	90614	70	150	78	34	40	2.1	12	M12x1.5	3.89	80.1	63.48	1200
UC315	90615	75	160	82	40	42	2.1	14	M14x1.5	4.72	87.25	71.67	1100
UC316	90616	80	170	86	40	44	2.1	14	M14x1.5	5.55	94.57	80.35	1000
UC317	90617	85	180	96	41	46	3	16	M16×1.5	6.67	102.05	89.52	950
UC318	90618	90	190	96	42	48	3	16	M16×1.5	7.56	110.81	100.76	900
UC319	90619	95	200	103	44	50	3	16	M16x1.5	8.7	120.51	113.75	850
UC320	90620	100	215	108	46	54	3	18	M18×1.5	10.8	133.06	131.18	800
UC321	90621	105	225	112	51	56	3	18	M18×1.5	12.2	141.3	142.84	750
UC322	90622	110	240	117	54	60	3	18	M18×1.5	14.3	157.66	167.64	700
UC324	90624	120	260	126	59	64	3	18	M18×1.5	18.5	175.07	194.42	630
UC326	90626	130	280	135	19	68	4	20	M20×1.5	23	194.93	226.71	560
UC328	90628	140	300	145	59	73	4	20	M20×1.5	28.5	211.38	253.93	500
UC330	90630	150	320	156	64	78		18	M20×1.5		229	283	460

UCPA200（ZA90600）型
带窄立式座顶丝外球面轴承

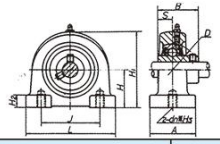


带座轴承代号		外形尺寸(mm)											带座轴承重量(kg)	配用轴承代号		配用轴承座代号	
新代号	旧代号	D	B	S	L	J	H	H1	H2	H3	A	dn		新代号	旧代号	新代号	旧代号
UCWPA201	ZA90501	40	27.4	11.5	76	52	30.2	62	11	12	40	M10	0.6	UCW201	90501	PA203	ZA503
UCWPA202	ZA90502	40	27.4	11.5	76	52	30.2	62	11	12	40	M10	0.6	UCW202	90502	PA203	ZA503
UCWPA203	ZA90503	40	27.4	11.5	76	52	30.2	62	11	12	40	M10	0.6	UCW203	90503	PA203	ZA503
UCPA204	ZA90504	47	31	12.7	76	52	30.2	62	11	12	40	M10	0.6	UC204	90504	PA204	ZA504
UCPA205	ZA90505	52	34.1	14.3	84	56	36.5	72	12	15	45	M10	0.8	UC205	90505	PA205	ZA505
UCPA206	ZA90506	62	38.1	15.9	94	66	42.9	84	12	18	50	M14	1.2	UC206	90506	PA206	ZA506
UCPA207	ZA90507	72	42.9	17.5	110	80	47.6	95	13	20	55	M14	1.7	UC207	90507	PA207	ZA507
UCPA208	ZA90508	80	49.2	19	116	84	49.2	100	13	20	58	M14	2	UC208	90508	PA208	ZA508
UCPA209	ZA90509	85	49.2	19	120	90	54.2	108	13	22	60	M14	2.2	UC209	90509	PA209	ZA509
UCPA210	ZA90510	90	51.6	19	130	94	57.2	116	14	25	64	M16	2.9	UC210	90510	PA210	ZA510

UCPH200（ZH90500）型
带高中心立式座顶丝外球面轴承

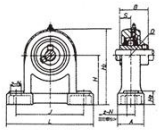


带座轴承代号		外形尺寸(mm)											带座轴承重量(kg)	配用轴承代号		配用轴承座代号	
新代号	旧代号	D	B	S	L	J	H	H1	H2	A	N	N1	de		新代号	旧代号	新代号	旧代号
UCWPH201	ZH90501	40	27.4	11.5	127	95	70	101	15	40	13	19	M10	1	UCW201	90501	PH203	ZH503
UCWPH202	ZH90502	40	27.4	11.5	127	95	70	101	15	40	13	19	M10	1	UCW202	90502	PH203	ZH503
UCWPH203	ZH90503	40	27.4	11.5	127	95	70	101	15	40	13	19	M10	1	UCW203	90503	PH203	ZH503
UCPH204	ZH90504	47	31	12.7	127	95	70	101	15	40	13	19	M10	1	UC204	90504	PH204	ZH504
UCPH205	ZH90505	52	34.1	14.3	140	105	80	114	16	50	13	19	M10	1.2	UC205	90505	PH205	ZH505
UCPH206	ZH90506	62	38.1	15.9	165	121	90	130	18	50	17	21	M14	1.8	UC206	90506	PH206	ZH506
UCPH207	ZH90507	72	42.9	17.5	167	127	95	140	19	60	17	21	M14	2.4	UC207	90507	PH207	ZH507
UCPH208	ZH90508	80	49.2	19	184	137	100	149	19	70	17	25	M14	2.4	UC208	90508	PH208	ZH508
UCPH209	ZH90509	85	49.2	19	190	146	105	157	20	70	17	25	M14	3.7	UC209	90509	PH209	ZH509
UCPH210	ZH90510	90	51.6	19	206	159	110	165	22	70	20	25	M16	4.1	UC210	90510	PH210	ZH510

UCK200（K90500）型
带滑块式座顶外球面球轴承

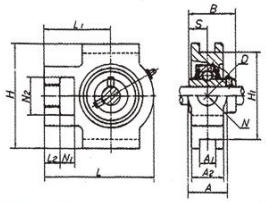


带座轴承代号		外形尺寸(mm)													带座轴承重量(kg)	配用轴承代号		配用轴承座代	
新代号	旧代号	D	B	S	L	L_1	L_2	H	H_1	A	A_1	A_2	N	N_1	N_2		新代号	旧代号	新代号	旧代号
UCWK201	K90501	40	27.4	11.5	78	50	9	62	52	28	12	20	16	13	28	0.5	UCW201	90501	K203	K503
UCWK202	K90502	40	27.4	11.5	78	50	9	62	52	28	12	20	16	13	28	0.5	UCW202	90502	K203	K503
UCWK203	K90503	40	27.4	11.5	78	50	9	62	52	28	12	20	16	13	28	0.5	UCW203	90503	K203	K503
UCWK204	K90504	47	31	12.7	94	61	10	89	76	32	13.5	21	19	16	32	0.8	UC204	90504	K204	K504
UCK205	K90505	52	34.1	14.3	97	62	10	89	76	32	13.5	24	19	16	32	0.9	UC205	90505	K205	K505
UCK206	K90506	62	38.1	15.9	113	70	10	102	89	32	13.5	28	22	16	37	1.3	UC206	90506	K206	K506
UCK207	K90507	72	42.9	17.5	129	78	13	102	89	37	17.5	30	22	16	37	1.7	UC207	90507	K207	K507
UCK208	K90508	80	49.2	19	144	88	16	114	101	49	17.5	33	29	19	49	2.3	UC208	90508	K208	K508
UCK209	K90509	85	49.2	19	144	87	16	117	101	49	17.5	35	29	19	49	1.4	UC209	90509	K209	K509
UCK210	K90510	90	51.6	19	149	90	16	117	101	49	17.5	37	29	19	49	2.5	UC210	90510	K210	K510
UCK211	K90511	100	55.6	22.2	171	106	19	146	130	64	27	38	35	25	64	3.8	UC211	90511	K211	K511
UCK212	VK90512	110	65.1	25.4	194	119	19	146	130	64	27	42	35	32	64	4.7	UC212	90512	K212	K512

UCFLU200(L90500)型
带菱形座顶丝外球面轴承


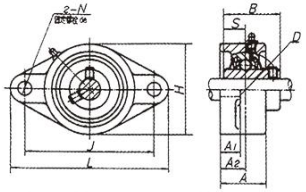

带座轴承代号		外形尺寸(mm)											带座轴承重量(kg)	配用轴承代号		配用轴承座代号	
新代号	旧代号	D	B	S	L	J	H	A	A_1	A_2	N	ds		新代号	旧代号	新代号	旧代号
UCWFLU201	L90501	40	27.4	11.5	99	76.5	54	27	11	17	12	M10	0.6	UCW201	90501	FLU203	L503
UCWFLU202	L90502	40	27.4	11.5	99	76.5	54	27	11	17	12	M10	0.6	UCW202	90502	FLU203	L503
UCWFLU203	L90503	40	27.4	11.5	99	76.5	54	27	11	17	12	M10	0.6	UCW203	90503	FLU203	L503
UCFLU204	L90504	47	31	12.7	113	90	60	30	11	19	12	M10	0.6	UC204	90504	FLU204	L504
UCFLU205	L90505	52	34.1	14.3	125	99	68	30	13	19	12	M10	0.8	UC205	90505	FLU205	L505
UCFLU206	L90506	62	38.1	15.9	142	116.5	80	33	13	20	12	M10	1.1	UC206	90506	FLU206	L506
UCFLU207	L90507	72	42.9	17.5	156	130	90	36	15	24	14	M12	1.4	UC207	90507	FLU207	L507
UCFLU208	L90508	80	49.2	19	172	143.5	100	39	15	24	14	M12	1.8	UC208	90508	FLU208	L508
UCFLU209	L90509	85	49.2	19	180	148.5	108	40	16	28	16	M14	2.1	UC209	90509	FLU209	L509
UCFLU210	L90510	90	51.6	19	190	157	115	46	16	31	18	M16	2.5	UC210	90510	FLU210	L510
UCFLU211	L90511	100	55.6	22.2	217	184	130	49	21	34	18	M16	3.5	UC211	90511	FLU211	L511
UCFLU212	L90512	110	55.1	25.4	235	202	140	53	21	38	18	M16	4.5	UC212	90512	FLU212	L512
UCFLU213	L90513	120	55.1	25.4	248	210	152	59	22	38	20.5	M18	5.6	UC213	90513	FLU213	L513
UCFLU214	L90514	125	74.6	30.2	257	216	159	62	22	41	20.5	M18	5.7	UC214	90514	FLU214	L514
UCFLU215	L90515	130	77.8	33.3	266	225	165	65	22	41	20.5	M18	6.6	UC215	90515	FLU215	L515

UCFU200(F90500)型
带方形座顶丝外球面球轴承


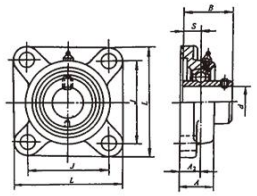

带座轴承代号		外形尺寸(mm)									带座轴承重量(kg)	配用轴承代号		配用轴承	
新代号	旧代号	D	B	S	L	J	A_1	A_2	N	d_e		新代号	旧代号	新代号	旧代号
UCWFU201	F90501	40	27.4	11.5	76	54	11	17	12	M10	0.7	UCW201	90501	FU203	F501
UCWFU202	F90502	40	27.4	11.5	76	54	11	17	12	M10	0.6	UCW202	90502	FU203	F502
UCWFU203	F90503	40	27.4	11.5	76	54	11	17	12	M10	0.6	UCW203	90503	FU203	F503
UCFU204	F90504	47	31	12.7	86	63.5	11	19	12	M10	0.7	UC204	90504	FU204	F504
UCFU205	F90505	52	34.1	14.3	95	70	13	19	12	M10	0.9	UC205	90505	FU205	F505
UCFU206	F90506	62	38.1	15.9	108	82.5	13	20	12	M10	1.1	UC206	90506	FU206	F506
UCFU207	F90507	72	42.9	17.5	117	92	15	21	14	M12	1.5	UC207	90507	FU207	F507
UCFU208	F90508	80	49.2	19	130	102	15	24	16	M14	1.9	UC208	90508	FU208	F508
UCFU209	F90509	85	49.2	19	137	105	16	24	16	M14	2.3	UC209	90509	FU209	F509
UCFU210	F90510	90	51.6	19	143	111	16	28	19	M16	2.7	UC210	90510	FU210	F510
UCFU211	F90511	100	55.6	22.2	162	130	18	31	19	M16	3.9	UC211	90511	FU211	F511
UCFU212	F90512	110	65.1	25.4	175	143	18	34	19	M16	4.7	UC212	90512	FU212	F512
UCFU213	F90513	120	65.1	25.4	187	150	21	34	19	M16	5.7	UC213	90513	FU213	F513
UCFU214	F90514	125	74.6	30.2	193	152	22	35	19	M16	6.1	UC214	90514	FU214	F514
UCFU215	F90515	130	77.8	33.3	200	159	22	35	19	M16	6.9	UC215	90515	FU215	F515
UCFU216	F90516	140	82.6	33.3	208	165	22	35	23	M20	8.1	UC216	90516	FU216	F516
UCFU217	F90517	150	85.7	34.1	220	175	24	36	23	M20	9.3	UC217	90517	FU217	F517
UCFU218	F90518	160	96	39.7	235	187	24	42	23	M20	11	UC218	90518	FU218	F518
UCFU220		180	108	42	265	210	28	44	27	M22	12	UC220		FU220	

向心关节轴承 GE...ES系列

滑动摩擦副：钢/钢
Sliding contact surfaces:steel/steel

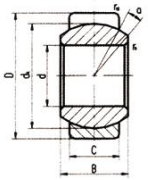

GE...E

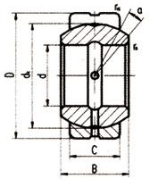

GE...ES

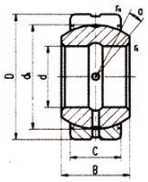

GE...ES-2RS

轴承型号 Bearing number		外形尺寸 Dimensions(mm)								额定载荷 Load ratings kN		重量 Weight ≈kg
		d	D	B	C	d_k	r_s min	r_{1s} min	α° ≈	动载荷 Dynamic	静载荷 Static	
GE20ES	GE20ES-2RS	20	35	16	12	29	0.3	0.3	9	30	146	0.066
GE25ES	GE25ES-2RS	25	42	20	16	35.5	0.6	0.6	7	48	240	0.119
GE30ES	GE30ES-2RS	30	47	22	18	40.7	0.6	0.6	6	62	310	0.153
GE35ES	GE35ES-2RS	35	55	25	20	47	0.6	1	6	79	399	0.233
GE40ES	GE40ES-2RS	40	62	28	22	53	0.6	1	7	99	495	0.306
GE45ES	GE45ES-2RS	45	68	32	25	60	0.6	1	7	127	637	0.427
GE50ES	GE50ES-2RS	50	75	35	28	66	0.6	1	6	156	780	0.546
GE55ES	GE55ES-2RS	55	85	40	32	74	0.6	1	7	200	1000	0.939
GE60ES	GE60ES-2RS	60	90	44	36	80	1	1	6	245	1220	1.04
GE70ES	GE70ES-2RS	70	105	49	40	92	1	1	6	313	1560	1.55
GE80ES	GE80ES-2RS	80	120	55	45	105	1	1	6	400	2000	2.31
GE90ES	GE90ES-2RS	90	130	60	50	115	1	1	5	488	2440	2.75
GE100ES	GE100ES-2RS	100	150	70	55	130	1	1	7	607	3030	4.45
GE110ES	GE110ES-2RS	110	160	70	55	140	1	1	6	654	3270	4.82
GE120ES	GE120ES-2RS	120	180	85	70	160	1	1	6	950	4750	8.05
GE140ES	GE140ES-2RS	140	210	90	70	180	1	1	7	1070	5350	11.02
GE160ES	GE160ES-2RS	160	230	105	80	200	1	1	8	1360	6800	14.01
GE180ES	GE180ES-2RS	180	260	105	80	225	1.1	1.1	6	1530	7650	18.65
GE200ES	GE200ES-2RS	200	290	130	100	250	1.1	1.1	7	2120	10600	28.03
GE220ES	GE220ES-2RS	220	320	135	100	300	1.1	1.1	8	2320	11600	35.51
GE240ES	GE240ES-2RS	240	340	140	100	300	1.1	1.1	8	2550	12700	39.91
GE260ES	GE260ES-2RS	260	370	150	110	325	1.1	1.1	7	3030	15190	51.54
GE280ES	GE280ES-2RS	280	400	155	120	350	1.1	1.1	6	3570	17850	65.06
GE300ES	GE300ES-2RS	300	430	165	120	375	1.1	1.1	7	3800	19100	78.07

向心关节轴承 GEG...ES系列

滑动摩擦副：钢/钢
Sliding contact surfaces:steel/steel

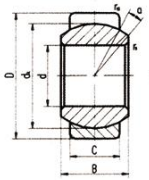

GEG...E

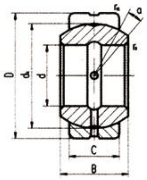

GEG...ES

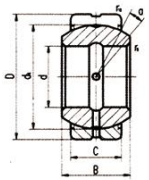

GEG...ES-2RS

轴承型号 Bearing number		外形尺寸 Dimensions(mm)								额定载荷 Load ratings kN		重量 Weight ≈kg
		d	D	B	C	d_k	r_s min	r_{1s} min	α° ≈	动载荷 Dynamic	静载荷 Static	
GEG17ES	GEG17ES-2RS	17	35	20	12	29	0.3	0.3	19	30	146	0.083
GEG20ES	GEG20ES-2RS	20	42	25	16	35.5	0.3	0.6	17	48	240	0.153
GEG25ES	GEG25ES-2RS	25	47	28	18	40.7	0.6	0.6	17	62	310	0.203
GEG30ES	GEG30ES-2RS	30	55	32	20	47	0.6	1	17	79	399	0.304
GEG35ES	GEG35ES-2RS	35	62	35	22	53	0.6	1	16	99	495	0.408
GEG40ES	GEG40ES-2RS	40	68	40	25	60	0.6	1	17	127	637	0.542
GEG45ES	GEG45ES-2RS	45	75	43	28	66	0.6	1	15	156	780	0.713
GEG50ES	GEG50ES-2RS	50	90	56	36	80	0.6	1	17	245	1220	1.14
GEG60ES	GEG60ES-2RS	60	105	63	40	92	1	1	17	313	1560	2.05
GEG70ES	GEG70ES-2RS	70	120	70	45	105	1	1	16	400	2000	3.01
GEG80ES	GEG80ES-2RS	80	130	75	50	115	1	1	14	488	2440	3.64
GEG90ES	GEG90ES-2RS	90	150	85	55	130	1	1	15	607	3030	5.22
GEG100ES	GEG100ES-2RS	100	160	85	55	140	1	1	14	654	3270	6.05
GEG110ES	GEG110ES-2RS	110	180	100	70	160	1	1	12	950	4750	9.68
GEG120ES	GEG120ES-2RS	120	210	115	70	180	1	1	16	1070	5350	14.01
GEG140ES	GEG140ES-2RS	140	230	130	80	200	1	1	16	1360	6800	19.01
GEG160ES	GEG160ES-2RS	160	260	135	80	225	1.1	1.1	16	1530	7650	20.02
GEG180ES	GEG180ES-2RS	180	290	155	100	250	1.1	1.1	14	2120	10600	32.21
GEG200ES	GEG200ES-2RS	200	320	165	100	275	1.1	1.1	15	2320	11600	45.28
GEG220ES	GEG220ES-2RS	220	340	175	100	300	1.1	1.1	16	2550	12700	51.12
GEG240ES	GEG240ES-2RS	240	370	190	110	325	1.1	1.1	15	3030	15190	65.12
GEG260ES	GEG260ES-2RS	260	400	205	120	350	1.1	1.1	15	3570	17850	82.44
GEG280ES	GEG280ES-2RS	280	430	210	120	375	1.1	1.1	15	3800	19100	97.21

向心关节轴承

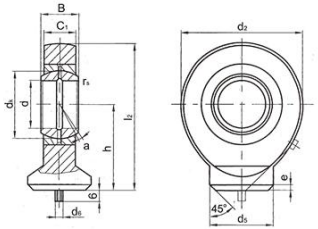

滑动摩擦副：钢/钢
Sliding contact surfaces:steel/steel

轴承型号 Bearing number	外形尺寸 Dimensions(mm)												额定载荷 Load ratings kN		重量 Weight ≈kg
	d	B	d_k	C_1 max	d_2 max	h	I_1 max	d_5 max	d_6	e	r_s min	α° ≈	动载荷 Dynamic	静载荷 Static	
GK10DO	10	9	16	7	29	24	38.5	15	3	2	0.3	12	8.1	15	0.041
GK12DO	12	10	18	8	34	27	44	17.5	3	2	0.3	10	10	20	0.066
GK15DO	15	12	22	10	40	31	51	21	4	2.5	0.3	8	16	24	0.12
GK17DO	17	14	25	11	46	35	58	24	4	2.5	0.3	10	21	31	0.19
GK20DO	20	16	29	13	53	38	64.5	27.5	4	2.5	0.3	9	30	42	0.23
GK25DO	25	20	35	17	64	45	77	33.5	4	3	0.6	7	48	66	0.43
GK30DO	30	22	40	19	73	51	87.5	40	4	3	0.6	6	62	87	0.64
GK35DO	35	25	47	21	82	61	102	47	4	3	0.6	6	79	99	0.96
GK40DO	40	28	53	23	92	69	115	52	4	4	0.6	7	99	122	1.3
GK45DO	45	32	60	27	102	77	128	58	6	5	0.6	7	127	160	1.8
GK50DO	50	35	66	30	112	88	144	62	6	5	0.6	6	156	193	2.5
GK60DO	60	44	80	38	135	100	167.5	70	6	5	1	6	245	294	3.9
GK70DO	70	49	92	42	160	115	195	80	6	6	1	6	313	406	6.6
GK80DO	80	55	105	47	180	141	231	95	6	6	1	6	400	494	8.7

(1)不能润滑。 Can not be relubicated. (2)只能通过杆端眼孔润滑。Can only ber relubicated through the rod end housing

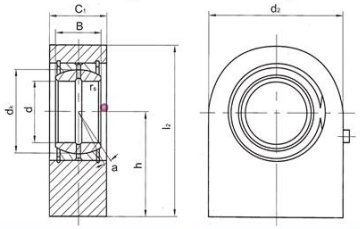

滑动摩擦副：钢/钢
Sliding contact surfaces:steel/steel

轴承型号 Bearing number	外形尺寸 Dimensions(mm)									额定载荷 Load ratings kN		重量 Weight ≈kg
	d	B	d_k	C_1 max	d_2 max	h	I_2 max	r_5 min	α° ≈	动载荷 Dynamic	静载荷 Static	
GF20DO	20	16	29	19	50	38	63	0.3	9	30	55	0.35
GF25DO	25	20	35	23	55	45	72.5	0.6	7	48	58	0.53
GF30DO	30	22	40	28	65	51	83.5	0.6	6	62	98	0.87
GF35DO	35	25	47	30	83	61	102.5	0.6	6	79	164	1.5
GF40DO	40	28	53	35	100	69	119	0.6	7	99	260	2.4
GF45DO	45	32	60	40	110	77	132	0.6	7	127	329	3.4
GF50DO	50	35	66	40	123	88	149.5	0.6	6	156	376	4.4
GF60DO	60	44	80	50	140	100	170	1	6	245	490	7.1
GF70DO	70	49	92	55	164	115	197	1	6	313	636	10
GF80DO	80	55	105	60	180	141	231	1	6	400	705	15

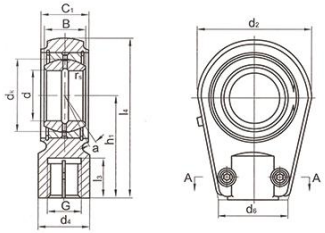

向心关节轴承

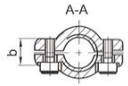

滑动摩擦副：钢/钢
Sliding contact surfaces:steel/steel

轴承型号 Bearing number	外形尺寸 Dimensions(mm)														额定载荷 Load ratings kN		重量 Weight ≈kg
	d	B	d_k	C_1 max	d_2 max	G 6H	h_1	I_3 min	I_4 max	d_4 max	d_6 max	b	r_s min	α° ≈	动载荷 Dynamic	静载荷 Static	
GIHR-K20ES	20	16	29	19	56	M16x1.5	50	17	78	25	36	17	0.3	9	30	42	0.37
GIHR-K25ES	25	20	35	23	56	M16x1.5	50	17	78	25	36	21	0.6	7	48	52	0.43
GIHR-K30ES	30	22	40	28	64	M22x1.5	60	23	92	32	40	26	0.6	6	62	0	0.70
GIHR-K35ES	35	25	47	30	78	M28x1.5	70	29	109	40	50	28	0.6	6	79	104	1.1
GIHR-K40ES	40	28	53	35	94	M35x1.5	85	36	132	49	60	33	0.6	7	99	173	2.1
GIHR-K50ES	50	35	66	40	116	M45x1.5	105	46	163	61	72	37	0.6	6	156	265	3.3
GIHR-K60ES	60	44	80	50	130	M58x1.5	130	59	195	75	90	46	1	6	245	320	5.5
GIHR-K70ES	70	49	92	55	154	M65x1.5	150	66	227	86	100	51	1	6	313	440	8.6
GIHR-K80ES	80	55	105	60	176	M80x2	170	81	258	102	125	55	1	6	400	570	12.0
GIHR-K100ES	100	70	130	70	230	M110x2	235	111	350	138	166	65	1	7	607	965	28.0

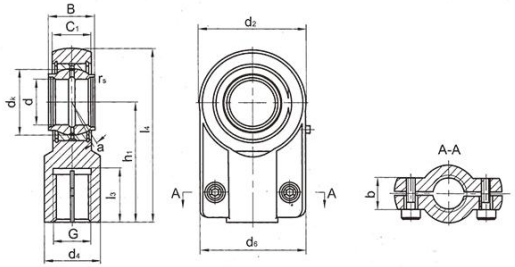

滑动摩擦副：钢/钢
Sliding contact surfaces:steel/steel

轴承型号 Bearing number	外形尺寸 Dimensions(mm)											
	d	B	d_k	C_1 max	d_2 max	G 6H	h_1	I_3 min	I_4 max	d_4 max	d6 max	b
GIHN-K12LO*	12	12	18	10.5	32	M12x1.25	38	17	54	16	32	12
GIHN-K16LO	16	16	23	13	40	M14x15	44	19	64	21	40	12
GIHN-K20LO	20	20	29	17	47	MI6x15	52	23	75.5	25	47	14
GIHN-K25LO	25	25	35.5	21	58	M20x15	65	29	94	30	54	17
GIHN-K32LO	32	32	43	27	70	M27x2	80	37	115	38	66	22
GIHN-K40LO	40	40	53	32	89	M33x2	97	46	141.5	47	80	26
GIHN-K50LO	50	50	66	40	108	M42x2	120	57	174	58	96	32
GIHN-K63LO	63	63	83	52	132	M48x2	140	64	206	70	114	38
GIHN-K80LO	80	80	105	66	168	M64x3	180	86	264	90	148	48
GIHN-K100LO	100	100	130	84	210	M80x3	210	96	315	110	178	62

向心关节轴承

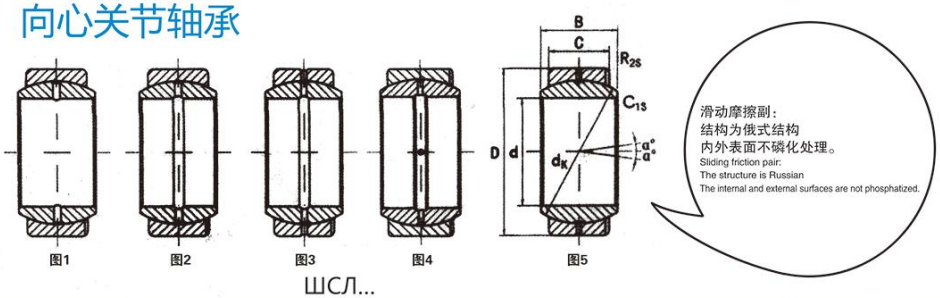

ШСЛ...

轴承型号 Bearing number	外形尺寸Dimensions(mm)								结构形式	重量 Weight ≈kg
	d	D	B	C	dk	R1s min	R2s min	α ≈		
ШС Л6	6	14	6	4	10	0.4	2	13	1	0.004
ШС Л8	8	17	8	5	13	0.4	2	15	1	0.008
ШС Л10	10	20	9	6	16	0.4	2	12	2	0.013
ШС Л12	12	22	10	7	18	0.4	2	10	2	0.016
ШС Л15	15	28	12	8	23	0.5	2	11	2	0.028
ШС Л17	17	32	14	10	26	0.5	2	10	2	0.044
ШС Л20	20	35	16	12	29	0.5	2	9	2	0.061
ШС Л25	25	42	20	16	35.5	0.5	2	7	2	0.11
ШС Л30	30	47	22	18	40.7	0.5	2	6.5	2	0.14
ШС Л35	35	55	26	21	47	0.5	2	7	2	0.22
ШС Л40	40	62	28	22	53	0.5	2	7	2	0.3
ШС Л45	45	70	32	25	60	0.5	2	7	3	0.44
ШС Л50	50	75	35	28	66	0.5	2	7	3	0.54
ШС Л55	55	85	40	32	74	0.5	2	7	2	0.75
ШС Л60	60	90	44	34	80	0.8	2.5	8	2	0.97
ШС Л70	70	105	49	40	92	0.8	2.5	6.5	4	1.5
ШС Л80	80	125	76	70	114	0.8	2.5	4	2	3.8
ШС Л90	90	130	60	50	115	0.8	2.5	5.5	5	2.7
ШС Л100	100	150	70	55	130	1.0	3	7.5	4	4.3
ШС Л110	110	160	70	55	140	1.0	3	6.5	2	4.7
ШС Л120	120	180	85	70	160	1.0	3	6	4	8
ШС Л130	130	200	95	52	175	1.0	3	15	2	10.5

俄式关节轴承/Russian joint bearing



2ШСЛSeries

轴承型号 Bearing number	外形尺寸Dimensions(mm)						额定载荷 Load ratings		重量 Weight ≈kg
	d	D	B	C	dk	α ≈	动载荷 Dynamic	静载荷 Static	
2ШС Л60	ϕ60	ϕ110	60	34	95	18	275	1372	2.184
2ШС Л90	ϕ90	ϕ160	80	50	130	13.5	552	2762	6.1
2ШС Л120	ϕ120	ϕ215	130	90	190	13.5	1470	7268	19.8
2ШС Л150	ϕ150	ϕ270	160	110	240	15	2270	11220	37.4

2ШСЛSeries

轴承型号 Bearing number	外形尺寸Dimensions(mm)						额定载荷 Load ratings		重量 Weight ≈kg
	d	D	B	C	dk	α ≈	动载荷 Dynamic	静载荷 Static	
2Ш С 10	ϕ10	ϕ30	14	10	23	11	19.5	97.7	0.0523
2Ш С 12	ϕ12	ϕ32	16	12	26	11	26.5	132.6	0.064
2Ш С 15	ϕ15	ϕ35	18	14	28	11	33.3	166.6	0.0816
2Ш С 17	ϕ17	ϕ40	21	14	32	15	38	190	0.146
2Ш С 20	ϕ20	ϕ47	26	15	35	22	44.6	223	0.185

6ШСЛSeries

轴承型号 Bearing number	外形尺寸Dimensions(mm)						额定载荷 Load ratings		重量 Weight ≈kg
	d	D	B	C	dk	α ≈	动载荷 Dynamic	静载荷 Static	
6ШС Л60	ϕ60	ϕ130	85	70	115	10	684	3421	0.942

9ШСЛSeries

轴承型号 Bearing number	外形尺寸Dimensions(mm)						额定载荷 Load ratings		重量 Weight ≈kg
	d	D	B	C	dk	α ≈	动载荷 Dynamic	静载荷 Static	
9ШС Л110	ϕ110	ϕ150	40	35	130	2	391	1394	1.9

ШС20 Series

轴承型号 Bearing number	外形尺寸Dimensions(mm)						额定载荷 Load ratings		重量 Weight ≈kg
	d	D	B	C	dk	α ≈	动载荷 Dynamic	静载荷 Static	
ШС 20	ϕ20	ϕ35	16	12	29	9	40	149	0.0623