

## Heavy-Duty Universal 20-Gauge Steel Exit Sign

### FEATURES & SPECIFICATIONS

#### TYPICAL SPECIFICATION

Supply and install the **SRM** Series heavy-duty 20-gauge steel Running Man Exit Signs. The sign shall operate with universal 120 to 347 VAC input and provide a minimum of 90 minutes of emergency illumination upon AC failure. The face shall be illuminated by a high-efficiency white LED light source, providing uniform illumination without shadows. The unit shall be field-configurable for single or double-face applications and suitable for wall, end, ceiling, or pendant mount. The sign shall be **CSA C22.2 No.141-15** certified and C860 listed.



### CONSTRUCTION

- **Material:** Heavy-duty 20-gauge steel housing.
- **Design:** Features a universal J-box mounting pattern and interchangeable faceplates for easy installation and maintenance.
- **Ambient Temperature:** Rated for damp locations at (0°C to 50°C/32°F to 122°F).

### ELECTRICAL

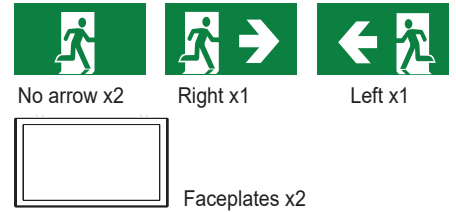
- **Input:** Universal 120-347Vac, 50/60Hz.
- **Efficiency:** Ultra-low power consumption (1.9W) with a current-limiting charger to maximize battery life.
- **Protection:** Integrated short-circuit protection and regulated charge voltage to ensure stable performance.
- **Battery Safety:** Features AC Reset and Low Voltage Disconnect (LVD) to prevent deep discharge damage.
- **Battery Type:** 3.6V AA 500mAh long-life, maintenance-free, rechargeable NiCd battery.

### INSTALLATION & CONFIGURATION

- **Universal Mounting:** Supports Ceiling (Top), End, or Wall (Back) mounting with the included canopy.
- **Pendant Capable:** Designed with pendant mount capability for industrial or high-ceiling layouts.
- **Knockouts:** Easily removed mounting knockouts and J-box pattern on the back panel for rapid installation.

**All-In-One Kit:** Shipped as a Universal All-In-One Package containing:

- **Two (2) faceplates** and one (1) backplate for single or double-face conversion.
  - Four (4) high-quality pictogram inserts for complete directional flexibility:
    - **Two (2) No Arrow** (Ideal for double-face exit-point applications).
    - **One (1) Left Arrow.**
    - **One (1) Right Arrow.**
- Universal mounting canopy included.



### LISTINGS & COMPLIANCE

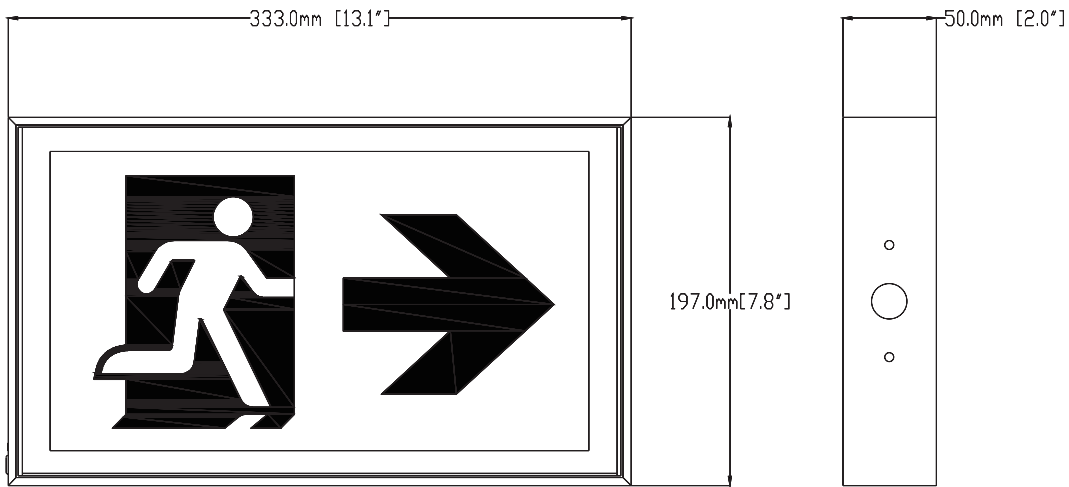
- **Performance:** C860 listed for energy efficiency.
- **Canadian Standards:** Listed and labeled to comply with **CSA C22.2 No. 141-15**.

### PARAMETERS:

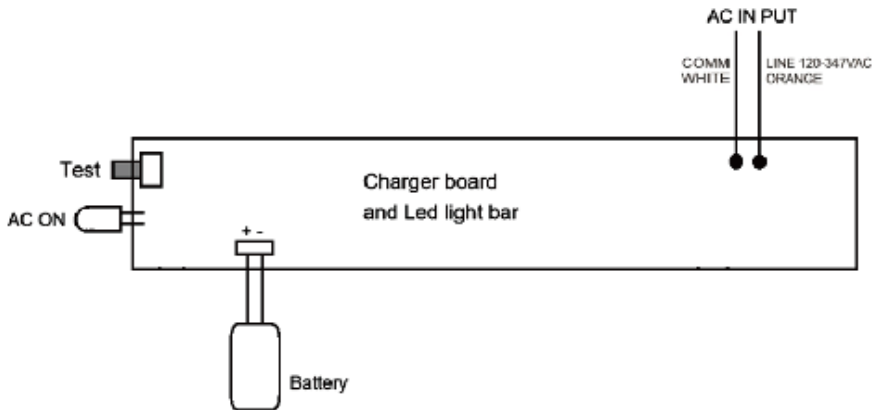
MODEL NO:	Input Ratings				Emergency Output:		Emergency Run Time	Recharge Time	Battery Pack	Operation Ambient
SRM	120-347Vac	50/60Hz	0.030-0.013 Amps	1.9Watts	3.6Vdc	0.5Watts max	90Minutes	24Hours	NiCd 3.6V AA500mAh	0-50 °C damp locations

**Note:** SRM is a Universal All-In-One SKU. The package includes all necessary panels and mounting hardware to cover any application in a single box.

## PRODUCT DIMENSIONS:



## WIRING DIAGRAM:



### IMPORTANT OPERATION NOTE:

Initial Charge: The internal battery may not be fully charged upon delivery. After AC power is connected, allow the unit to charge for at least 24 hours before initial testing. Only use manufacturer-specified LED lamps for replacement to avoid transformer damage.